



Living the Culture of  
**COLOUR**

ECO-FRIENDLY • NATURAL • BIODEGRADABLE



**Matex** International Limited

万得国际有限公司

Annual Report 2012

# CONTENTS

1	Corporate Information
2	Corporate Profile
3	Corporate Vision
3	Corporate Mission
4	Corporate Value
5	Group Structure
6	Message to Shareholders
9	Board of Directors
11	Key Management
12	Financial Highlights
13	Financial Contents



## CORPORATE INFORMATION

### Board of Directors

Dr John Chen Seow Phun  
*Non-Executive Chairman  
and Independent Director*

Dr Tan Pang Kee  
*CEO / Managing Director*

Dr Wang Kai Yuen  
*Independent Director*

Mr Robson Lee Teck Leng  
*Independent Director*

Dr Chua Geok Koon  
*Executive Director*

Mr Dro Tan Guan Liang  
(Chen Guanliang)  
*Executive Director*

### Company Secretaries

Mr Teo Chin Kee  
ACIS

### Share Registrar

M&C Services Private Limited  
112 Robinson Road  
#05-01 Singapore 068902

### Registered and Business Office

15 Tuas View Square  
Singapore 637556  
Tel: (65) 6861 0028  
Fax: (65) 6861 0128  
Website: [www.matex.com.sg](http://www.matex.com.sg)

### Auditors

Ernst & Young LLP  
Certified Public Accountants  
One Raffles Quay  
North Tower level 18  
Singapore 048583

Partner-in-charge:  
Mr Lim Tze Yuen  
(Appointed since FY 2010)

### Principal Bankers

Bank of China  
No. 4958 Chuansha Road  
Pudong District  
Shanghai, PRC

DBS Bank Ltd  
6 Shenton Way DBS Building  
Singapore 068809

Oversea-Chinese Banking  
Corporation Limited  
65 Chulia Street  
OCBC Centre  
Singapore 049513

United Overseas Bank Limited  
80 Raffles Place  
UOB Plaza 1  
Singapore 049513

Malayan Banking Berhad  
Maybank Tower  
2 Battery Road  
Singapore 049907

RHB Bank Berhad  
90 Cecil Street  
Singapore 069531

CIMB BANK  
Bgn Umno Johor Bahru  
51 Jalan Segget  
80000 Johor Bahru  
Johor





## CORPORATE PROFILE

Established since September 1989 and listed in the Mainboard of Singapore Exchange in February 2004, Matex International limited is a leading manufacturer, supplier and agent of quality dyestuffs and auxiliary chemicals, colour measurement and computer aided systems to the global textile industry. We also tailor-made dyestuffs and specialty chemicals to meet our customers' unique requirements for the various industries such as textile, papers, leather and polymers.

Dedicated to serve, Matex has established a network of well-trained sales and marketing team with a strong presence in china and the global markets. We are widely recognized for our strength in providing excellent technical support services in order to satisfy our customers' needs. We won numerous awards and accolades and Matex is ranked in China's top 500 chemical companies from 2003 to 2009.

Committed to continuous research and development, Matex is constantly producing innovative range of products. We collaborate closely with renown strategic alliance and partners to augment our in-house technical expertise. Our world famous Megafix reactive dye series is a testimonial of our ability to develop unique products by combining the latest technologies with our intimate knowledge and business experience. We continually add value to our customers' products, ensuring higher quality, better performance, price competitiveness and eco-friendliness to achieve a long term "win-win partnership".

Headquartered in Singapore, Matex has subsidiaries and affiliates in China, Malaysia, Vietnam, Myanmar, Thailand, Taiwan, Hong Kong, Sri Lanka, Pakistan, Bangladesh, India, Indonesia, Europe, South America and Africa to support its wide base of global customers.

## **Matex VISION**

CREATE A **WORLD-LEADER** IN **CLEAN COLOUR SCIENCE TECHNOLOGIES**  
CENTRE OF EXCELLENCE IN SINGAPORE FOR **NEW INNOVATIONS, NEW PRODUCTS, NEW SERVICES, NEW TECHNOLOGIES** AND **DELIVER** TO THE GLOBAL MARKETS.

## **Matex MISSION**

TO **EXCEL** AS AN **INTERNATIONAL** COMPETENT **SOLUTIONS PROVIDER** WITH POOLS OF **INNOVATIVE TALENTS** TO EXPLORE **NEW BUSINESS** OPPORTUNITIES IN THE **COMPLEX** AND **DYNAMIC** INDUSTRY.



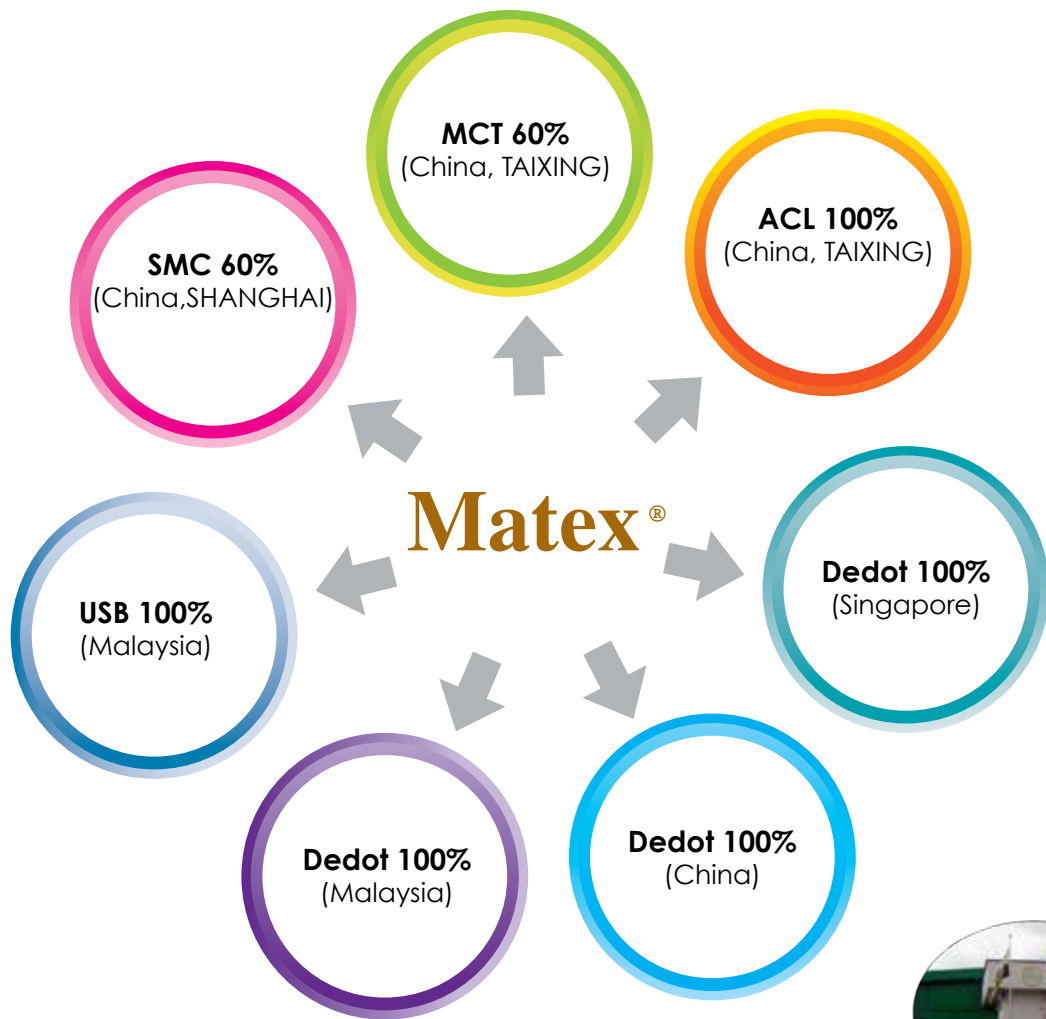
## Matex VALUE

WE ARE **CUSTOMER-FOCUSED** FOR FULL **SATISFACTION** AND WE AIM **TO BE ON-TARGET** TO THE **RIGHT NEEDS**, PROVIDE ON TIME **DELIVERY** ON-DEMAND FOR THE **HIGHEST AND CONSISTENT QUALITY** AND **AFFORDABLE PRICE**.





# GROUP STRUCTURE



Amly Chemicals



Matex International Limited



Unimatex



Shanghai Matex



Matex Taixing 2nd phase



Matex Taixing 1st phase

# MESSAGE TO SHAREHOLDERS

Dear Shareholders,

## A challenging 2012

2012 was an important year for Matex in terms of our transformation to get back on the path for sustainable profitable growth. Following the necessary measures taken, the group reported a 22.0% improved total revenue against 2011, thus increasing our gross profit by 67.3%, and reducing loss before tax by 37.9%, despite operating in a difficult global economic situation.

## THE MEASURES THE GROUP HAVE TAKEN INCLUDED:

A continuous systematic effort to develop profitable growth through cash-generating, cost-cutting, and complexity-reducing measures.

Reinforcing group-wide initiatives that focused on continuous improvements and value enhancements.

Further integration of a culture of continuous improvement into all our business units and activities based on operational, environmental, innovation and people excellence.

The enhanced capacities at our plants further improved our competitive edge. The increased market share was a result of our strategy to continue producing consistent quality, ecologically friendly and better yielding products at competitive prices to achieve a 'win-win' strategic partnership with our esteemed customers. This helped them to optimize their productivity and profitability.

## REVIEW OF OPERATIONAL RESULTS

### Revenue

The Group achieved total revenue of \$40.7m for the financial year ended 31 December 2012 ("FY2012"). This is an increase of \$7.3m or 22.0% as compared to \$33.3m for the previous financial year ended 31 December 2011 ("FY2011").

The apparels and garments sourcing landscape had changed due to market competition in FY2012. The Group had detected the geographical shift in the demand for its dyestuff and auxiliary chemicals products in early FY2012. As such, the Group had doubled its marketing efforts in the region outside the PRC market.

This increased the Group's sales outside the PRC market by \$4.5m (44.7%), while sales in the PRC market increased by \$2.8m (12.1%) in 2012, when compared to FY2011.

### Gross Profit

The Group's FY2012 gross profit increased by \$2.6m or 67.3% to \$6.4m (FY2011: \$3.8m). This is an increase of gross profit margin from 11.5% in FY2011 to 15.7% in FY2012. The improvement in gross profit margin is mainly due to revision of the Group's pricing strategy and better control by management on raw materials and labour costs. The cost control initiatives include reducing the wastage of raw materials during the manufacturing process, making use of slow moving inventories (where possible) as components of new products and increasing the productivity of the labour force by adopting new workflows and procedures.

### Net Operating Expenses

Net operating expenses decreased by \$1.1m from \$12.4m in FY2011 to \$11.3m in FY2012. The reasons for this decrease are:

- i) Selling and distribution expenses decreased by a marginal \$0.1m or 1.3% as the Group continued its initiatives to improve its market presence.
- ii) General and administrative expenses decreased by \$1.1m or 14.4% due mainly to lower staff costs, which is the result of an overall reduction in staff headcount in the Group and voluntary reduction of salaries by the Management.
- iii) Other operating income decreased by a marginal \$0.1m or 33.8%. The FY2011 amount of \$0.4m was mainly contributed by the gain on disposal of investment properties of \$0.3m. For FY2012, the amount of \$0.3m amount was mainly contributed by a one-off productivity and innovation credit and grant from IE Singapore.

### Net Financial Expense

The Group recorded a net financial expense of \$0.5m in FY2012, as compared to an amount of \$0.1m in FY2011. This increase of \$0.4m in net financial expense is mainly due to a decrease in interest income which arose from lower fixed deposit placements and deposit interest rate in FY2012.



### Tax

The income tax charge for FY2011 and FY2012 relate to profits made by a subsidiary, Amlly Chemical Co., Ltd. ("ACL"). There is no such tax charge for other entities in the Group as they were in loss making positions in both FY2011 and FY2012. The losses made by these entities cannot be used to offset the profits made by ACL, as they are not assessed by the same tax authority.

### Net Results

The loss attributable to equity holders of the Company is \$3.8m in FY2012, as compared to a loss of \$6.6m in FY2011. This favourable variance is contributed by improvements in the revenue and gross profit, as well as better cost management leading to lower general and administrative expenses in FY2012.

### Financial Position

The Group's property, plant and equipment ("PPE") including land use rights are at \$27.6m and \$24.8m at 31 December 2011 and 31 December 2012 respectively. The decrease of \$2.8m is mainly contributed by depreciation and amortisation charges, as well as foreign exchange adjustments on the PPE of the PRC entities (due to Renminbi weakening against the functional currency, the Singapore dollar). There was no significant capital expenditure in FY2012.

Trade receivables are at \$17.9m and \$20.1m at 31 December 2011 and 31 December 2012 respectively. The increase of \$2.2m is due to the increase in revenue in FY2012. The turnover days had reduced by 16 days from 196 days for FY2011 to 180 days for FY 2012. For trade payables and bills payable to banks, the turnover days had reduced from 146 days in FY2011 to 65 days in FY2012 indicating a faster payment rate by the Group to its suppliers in FY2012.

Inventories are at \$22.6m and \$16.4m at 31 December 2011 and 31 December 2012 respectively. The decrease of \$6.2m is mainly due to better inventory management by the Group. This is supported by the decrease in turnover days from 280 days in FY2011 to 175 days in FY2012. Term loans are at \$13.8m and \$9.9m at 31 December 2011 and 31 December 2012 respectively. The decrease of \$3.9m is due to loan repayments.

### Future Outlook

Generally, 2013 is seen as being another challenging year for the industry we serve - although there is cautious optimism for an

improved business environment. Issues such as compliance, sustainability and product safety are likely to come more prominently to the fore, and trade talks to expand duty-free opportunities such as the Trans-Pacific Partnership (TPP) could yield further opportunities in the many countries we are already in and have strategically chosen to do business with.

While uncertainties still linger in Europe and USA, opportunities that we could focus on this year include developing strategic relationships to improve flexibility across the supply chain; focusing on adding value through design, innovation and branding to protect margins; and the better use of technology to service our customers.

The Group will thus need to remain nimble enough to respond to changing buying patterns, develop strong partnerships across the supply chain, and focus on a sourcing portfolio that balances costs and risks.

The Group will continue to diversify into complementary areas of the clean colour science technology business. The Group's improved sales performance outside China shows that its efforts to internationalize the Matex and Megafix brand, further utilizing its manufacturing facilities, are in the right direction.

### Sincere appreciation

On behalf of the Board, we wish to extend our appreciation to our business partners, suppliers and our shareholders, for your dedicated support and confidence, especially in these challenging times.

People are the greatest assets of the Group. To our staff around the world, we say a very big thank you for your loyalty and high level of commitment.

Yours sincerely,

**Dr John Chen Seow Phun**

Non-Executive Chairman

**Dr Alex Tan Pang Kee**

CEO/Managing Director

# BOARD OF DIRECTORS

---



**Dr JOHN CHEN SEOW PHUN**  
*Non-Executive Chairman &  
Independent Director*

Dr Chen has been our Chairman and Independent Director since 11 July 2003. He was a Member of Parliament ("MP") from September 1988 to 2006. He was the Minister of State for Communications from March 1997 to June 1999. From June 1999 to November 2001, he was the Minister of State for Communications & Information Technology and Minister of State for National Development. Dr Chen holds a Doctor of Philosophy ("Ph.D") degree in Electrical Engineering from the University of Waterloo, Canada. He taught at the National University of Singapore from 1983 to 1991. In 1991, he became the Assistant Secretary General of the National Trades Union Congress (NTUC) until 1997. Dr Chen also served as the Deputy Chairman and Managing Director of the NTUC Healthcare Cooperative Ltd from 1992 to 1997. Dr Chen has been a board member of the Economic Development Board (EDB), the Housing & Development Board (HDB), the then Port of Singapore Authority (PSA) and Singapore Power Ltd. He is presently the Executive Chairman of Thai Village Holdings Ltd and Chairman of SAC Capital Pte Ltd. He also sits on the board of several public listed companies as an independent director.

Dr Wang was appointed as our Independent Director on 11 July 2003. He retired as the Managing Director of Fuji Xerox Singapore Software Centre in December 2009. He served as a Member of Parliament from 1984 to 2006. Dr Wang holds a Bachelor of Engineering with First Class Honours in Electrical and Electronics from the University of Singapore, a Master of Science in Industrial Engineering, a Master of Science in Electrical Engineering, and a Ph.D in Engineering (Systems) from Stanford University, USA. He was awarded a Merit Scholarship in 1968 and a Ford Foundation Scholarship for postgraduate studies in the United States in 1973. He also received a Friends of Labour Award in 1988 for his contributions to the Singapore labour movement.



**Dr WANG KAI YUEN**  
*Independent Director*



**Mr ROBSON LEE TECK LENG**  
*Independent Director*

Mr Lee Teck Leng, Robson is our Non-executive and Independent Director. Mr Lee is currently a partner in Shook Lin & Bok LLP's corporate finance and international finance practice and has been with the firm since 1994. Mr. Lee is also a partner in the firm's China practice, focusing on cross-border corporate transactions in the PRC. In addition, Mr Lee currently serves as an independent director on the boards of Best World International Ltd (appointed in 2004), Sheng Siong Group Limited (appointed in 2011), Serial System Ltd (appointed in 2002), Sim Lian Group Ltd (appointed in 2002), and YouYue International Limited, formerly known as Youcan Foods International Ltd (appointed in 2004), all of which are companies listed on the SGX-ST. He is also an independent director on the board of Man Wah Holdings Ltd, a company listed on the Hong Kong Stock Exchange. Mr Lee is a member of the Board of Governors of Hwa Chong Institution, a director and secretary to the board of directors of Singapore Chinese High School, as well as legal adviser to the Hwa Chong Alumni Association and the Singapore Plastic Industry Association. He was conferred the Bronze and Silver Service to Education Awards by the Ministry of Education respectively in 2004 and 2010, and was appointed a member of the Feedback Supervisory panel for 2005/2006 by the Prime Minister of Singapore. Mr Lee graduated from the National University of Singapore in 1993 with a Bachelor's degree in Law (Hons), and was admitted as a solicitor in England and Wales in 2008. He is a member of the Singapore Academy of Law, and the Law Society of Singapore.

## BOARD OF DIRECTORS

---



**Dr TAN PANG KEE**  
*Managing Director & Chief  
Executive Officer*

Dr Tan founded our Company in September 1989 and was appointed as our Managing Director since early 1990. Dr Tan has more than 30 years of related experience and is instrumental in the development of our Company since its inception. He is in charge of formulating corporate strategies and management of our growth and development. He is also involved in developing new products and identifying new markets for our Group. Dr Tan holds a Bachelor of Science degree in Chemistry from the University of London and obtained an honorary Ph.D in business administration from the Honolulu University, Hawaii, USA, in 2003. Between 1967 and 1989, Dr Tan was the Regional Technical Manager of the Sandoz Division of F.E. Zuellig (Trading) Pte Ltd (1976 to 1988), Technical Supervisor of Guthrie (M.S.) Pte Ltd (1973 to 1975) and a Chemical Analyst in the Malaysia Chemistry Department (1967 to 1972).

---

Dr Chua was appointed to the Board since 1989. He obtained a Ph.D in Chemistry from the University of Manitoba, Canada. He is involved in market research, process improvement and product development activities of our Group. Dr Chua has more than 25 years of experience in research studies and scientific project consultancy. He was Managing Director of Penta Scientific (S) Pte Ltd between 1976 and 2003 and has been involved in a variety of projects over the years, including water and wastewater treatment consultancy, studies on chloroalkali industry, studies on mercury and mercury compounds, mineral industries and slack wax.



**Dr CHUA GEOK KOON**  
*Executive Director*



**Mr DRO TAN GUAN LIANG  
(CHEN GUAN LIANG)**  
*Executive Director*

Mr Dro Tan was appointed as our Executive Director since 2010. He was our Business Development Manager since 2006. He is responsible for the Group's business development, working on projects that cater to branding of the company's visual image and promotional products. He also helps out with the design and overseeing of the group's buildings and infrastructures. He is actively involved in the group's diversification projects that aim to complement the group's existing core businesses. Having graduated with a Master in Architecture from the National University of Singapore, his research thesis focused on the global study and development of sustainable suburban communities, he has also worked with architectural firms in Seoul, Korea and Singapore, prior to joining us.



# KEY MANAGEMENT

---

## **Dr MA JIANG**

*General Manager*

Dr. Ma Jiang is our General Manager currently in charge of Matex business operations in China, namely, Shanghai Matex Chemicals Co. Ltd, Matex Chemicals (Taixing) Co. Ltd and Amyl Chemicals Co. Ltd. Dr. Ma Jiang was graduated in 1982 and holds a Bachelor of Fine Chemicals Engineering Degree from Dalian Technology University. He joined Shenyang Research Institute as a Research Chemist for 8 years specialize in organic pigments, dyestuff and Intermediates synthesis and analysis. From 1991 - 1997, he pursued and obtained his Ph.D in Molecular Engineering from Kyushu University, Japan and continued his career as Deputy Director of Shenyang Research Institute.

Dr. Ma Jiang was the founder in 1998 of a successful optical brightening agent manufacturing company, Shenyang XinJi (New Era) Chemical Co. Ltd. This company is the second largest producer of OBA CF-351 in the world and was later acquired by Sinochem Group in 2009. He was then appointed as Assistant General Manager of Sinochem Dyestuff and Organic Colorant Division. Dr. Ma Jiang also holds a Master of Business Administration from Central City University, USA.

## **Mr TAN PANG SIM**

*Director / General Manager*

Mr Tan has been the General Manager of Unimatex Sdn Bhd ("USB") since 2000. He is in charge of the management and development of corporate policies and procedures for USB. Mr Tan holds a diploma in commercial accounting from the Singapore Commercial Accounting Institute and is an Associate Financial Planner with the Financial Planner Association of Malaysia. Having started his career as an Accountant and Office Administrator in Pacific Food Product Sdn Bhd in 1971, Mr Tan has more than 30 years of experience in company administration and management as well as financial planning. Prior to joining us, he was the Financial Controller/Director of Macinda Sdn Bhd between 1989 and 2000.

## **Dr PRABHAKAR REDDY NITHILA**

*Chief Technical Officer*

Dr Nithila is our Chief Technical Officer since 2006. She is responsible for the Quality Control and Standards of specialty chemicals and auxiliary chemicals. Prior to joining us in 2000, she was a research scientist with Tablets (India) Ltd between 1994 and 1995. Dr Nithila obtained a Ph.D from Sri Venkateswara University, Tirupati, India, where she was the top student for Master of Science in Chemistry. Between 1988 and 1989, she was selected to attend a contact program at the Indian Institute of Technology sponsored by the government of India to research on the topic of "Estimation of Mercury Using Sodium Hyposulphite". In 1989, she received training through demonstrative experiments at BHABHA Atomic Research Centre, Mumbai.

## **Ms SERINE YEO NGEN HUAY**

*Chief Financial Officer*

Ms Serine is our Chief Financial Officer. She has joined the Group in February 2013. She is in charge of finance, accounting and treasury of the Group. Prior to joining us, Ms Serine was the Financial Controller with one of the Multi-National Company. She has acquired vast amount of working experience working as Group Financial Controller with various private, local and overseas listed companies.

Ms Serine holds a Bachelor in Commerce, major in Accounting & Finance from The University of Southern Queensland and Diploma in Computer Studies from The National Centre For Information Technology of United Kingdom. She is also a Certified Public Accountant with CPA, Australia.


# FINANCIAL HIGHLIGHTS

## Group Consolidated Statements


### Statement of Comprehensive Income (\$'000)

	FY2012	FY2011	FY2010
Revenue	40,668	33,339	39,256
Gross profit	6,404	3,827	9,729
Net operating (Expenses) / income	(11,789)	(12,497)	(15,531)
(Loss) / profit before tax	(5,385)	(8,670)	(5,802)
Income tax	(141)	(30)	(1,110)
(Loss) / profit after tax	(5,526)	(8,700)	(6,912)
Attributable to:			
Owners of the parent	(3,812)	(6,648)	(5,694)
Non-controlling interests	(1,714)	(2,052)	(1,218)
	(5,526)	(8,700)	(6,912)
(Loss) / earnings per share (cents) *	(2.13)	(3.71)	(3.20)

### REVENUE (\$'000)




### (LOSS)/PROFIT BEFORE TAX (\$'000)




### Balance Sheet (\$'000)

Property, plant and equipment	23,559	26,267	27,461
Other non-current assets	5,139	1,677	1,990
Current assets	40,552	57,482	63,897
Less current liabilities	(19,342)	(27,837)	(28,981)
Net current assets	21,210	29,645	34,916
Non current liabilities	(81)	(117)	(176)
	49,827	57,472	64,191
Owners of the parent	31,434	36,355	41,709
Non-controlling interests	18,393	21,117	22,482
	49,827	57,472	64,191
Net asset value per share (cents) **	17.54	20.29	23.43

### SHAREHOLDERS' EQUITY (\$'000)



### NET ASSET VALUE PER SHARE (CENTS)



\* Earnings per share is calculated by dividing the net (loss) / profit attributable to owners of the parent by the weighted average number of ordinary shares outstanding during the year of 179,193,600 (2011/2010: 179,193,600 / 178,038,826) shares.

\*\* The net asset value per share as of 31 December 2012 are computed based on 179,193,600 (2011/2010: 179,193,600 / 178,043,600) ordinary shares.

---

## Financial Contents

Directors' Report	15
Statement by Directors	17
Independent Auditors' Report	18
Consolidated Statement of Comprehensive Income	20
Balance Sheets	21
Statement of Changes in Equity	23
Consolidated Cash Flow Statement	26
Notes to the Financial Statements	28
Report on Corporate Governance	83
Statistic of Shareholders	92
Notice of Twenty-Third Annual General Meeting	94



# Directors' Report

The directors are pleased to present their report to the members together with the audited consolidated financial statements of Matex International Limited (the "Company") and its subsidiaries (collectively, the "Group") and the balance sheet and statement of changes in equity of the Company for the financial year ended 31 December 2012.

## Directors

The directors of the Company in office at the date of this report are:

Dr John Chen Seow Phun  
Dr Tan Pang Kee  
Dr Chua Geok Koon  
Dr Wang Kai Yuen  
Mr Robson Lee Teck Leng  
Mr Dro Tan Guan Liang (Chen Guanliang)

## Arrangements to enable directors to acquire shares and debentures

Neither at the end of nor at any time during the financial year was the Company a party to any arrangement whose object is to enable the directors of the Company to acquire benefits by means of the acquisition of shares or debentures of the Company or any other body corporate.

## Directors' interests in shares and debentures

The following directors, who held office at the end of the financial year, had, according to the register of directors' shareholdings required to be kept under Section 164 of the Singapore Companies Act, Cap. 50, an interest in shares of the Company as stated below:

	Direct interest			Deemed interest		
	At 1.1.2012	At 31.12.2012	At 21.1.2013	At 1.1.2012	At 31.12.2012	At 21.1.2013
<b>The Company</b> (Ordinary shares)						
Dr John Chen Seow Phun	100,000	100,000	100,000	–	–	–
Dr Tan Pang Kee	58,232,000	58,232,000	58,232,000	–	–	–
Dr Chua Geok Koon	9,170,000	9,170,000	9,170,000	–	–	–
Dr Wang Kai Yuen	100,000	100,000	100,000	–	–	–

By virtue of Section 7 of the Companies Act, Dr Tan Pang Kee is deemed to be interested in the shares held by the Company in its subsidiary companies.

No other directors who held office at the end of the financial year had interests in shares, share options, warrants or debentures of the Company, or of related corporations, either at the beginning of the financial year, or at the end of the financial year.

# Directors' Report

---

## Directors' contractual benefits

Except as disclosed in the financial statements, since the end of the previous financial year, no director of the Company has received or become entitled to receive a benefit (other than a benefit or any fixed salary of a full-time employee of the Company included in the aggregate amount of emoluments shown in the financial statements, or any emoluments received from a related corporation) by reason of a contract made by the Company or a related corporation with the director, or with a firm of which the director is a member, or with a company in which the director has a substantial financial interest.

## Audit Committee

The Audit Committee carried out its functions in accordance with Section 201B(5) of the Singapore Companies Act, Cap. 50. The functions performed are detailed in the Report on Corporate Governance.

Further details regarding the Audit Committee are disclosed in the Report on Corporate Governance.

## Auditor

Ernst & Young LLP have expressed their willingness to accept reappointment as auditor.

On behalf of the board of directors:

Dr Tan Pang Kee  
Managing Director

Dr Chua Geok Koon  
Executive Director

Singapore  
18 March 2013

# Statement by Directors

---

We, Dr Tan Pang Kee and Dr Chua Geok Koon, being two of the directors of Matex International Limited, do hereby state that, in the opinion of the directors,

- (i) the accompanying balance sheets, consolidated statement of comprehensive income, statements of changes in equity, and consolidated cash flow statement together with notes thereto are drawn up so as to give a true and fair view of the state of affairs of the Group and of the Company as at 31 December 2012 and the results of the business, changes in equity and cash flows of the Group and the changes in equity of the Company for the year ended on that date, and
- (ii) at the date of this statement, there are reasonable grounds to believe that the Company will be able to pay its debts as and when they fall due.

On behalf of the board of directors:

Dr Tan Pang Kee  
Managing Director

Dr Chua Geok Koon  
Executive Director

Singapore  
18 March 2013



# Independent Auditor's Report

For the financial year ended 31 December 2012

---

To the Members of Matex International Limited

## Report on the Financial Statements

We have audited the accompanying financial statements of Matex International Limited (the "Company") and its subsidiaries (collectively, the "Group"), which comprise the balance sheets of the Group and of the Company as at 31 December 2012, the statements of changes in equity of the Group and the Company and the consolidated statement of comprehensive income and consolidated cash flow statement of the Group for the year then ended, and a summary of significant accounting policies and other explanatory information.

### *Management's Responsibility for the Financial Statements*

Management is responsible for the preparation of financial statements that give a true and fair view in accordance with the provisions of the Singapore Companies Act, Chapter 50 (the "Act") and Singapore Financial Reporting Standards, and for devising and maintaining a system of internal accounting controls sufficient to provide a reasonable assurance that assets are safeguarded against loss from unauthorised use or disposition; and transactions are properly authorised and that they are recorded as necessary to permit the preparation of true and fair profit and loss accounts and balance sheets and to maintain accountability of assets.

### *Auditor's Responsibility*

Our responsibility is to express an opinion on these financial statements based on our audit. We conducted our audit in accordance with Singapore Standards on Auditing. Those standards require that we comply with ethical requirements and plan and perform the audit to obtain reasonable assurance about whether the financial statements are free from material misstatement.

An audit involves performing procedures to obtain audit evidence about the amounts and disclosures in the financial statements. The procedures selected depend on the auditor's judgment, including the assessment of the risks of material misstatement of the financial statements, whether due to fraud or error. In making those risk assessments, the auditor considers internal control relevant to the entity's preparation of the financial statements that give a true and fair view in order to design audit procedures that are appropriate in the circumstances, but not for the purpose of expressing an opinion on the effectiveness of the entity's internal control. An audit also includes evaluating the appropriateness of accounting policies used and the reasonableness of accounting estimates made by management, as well as evaluating the overall presentation of the financial statements.

We believe that the audit evidence we have obtained is sufficient and appropriate to provide a basis for our audit opinion.

# Independent Auditor's Report

For the financial year ended 31 December 2012

---

To the Members of Matex International Limited

## *Opinion*

In our opinion, the consolidated financial statements of the Group and the balance sheet and statement of changes in equity of the Company are properly drawn up in accordance with the provisions of the Act and Singapore Financial Reporting Standards so as to give a true and fair view of the state of affairs of the Group and of the Company as at 31 December 2012 and the results, changes in equity and cash flows of the Group and the changes in equity of the Company for the year ended on that date.

## **Report on Other Legal and Regulatory Requirements**

In our opinion, accounting and other records required by the Act to be kept by the Company have been properly kept in accordance with the provisions of the Act.

Ernst & Young LLP  
Public Accountants and  
Certified Public Accountants  
Singapore

18 March 2013

# Consolidated Statement of Comprehensive Income

For the year ended 31 December 2012

	Note	2012 \$'000	2011 \$'000
Revenue	3	40,668	33,339
Cost of sales		<u>(34,264)</u>	<u>(29,512)</u>
<b>Gross profit</b>		6,404	3,827
Other income		268	405
Selling and distribution expenses		(4,808)	(4,871)
Administrative expenses		(6,714)	(7,842)
Other operating expenses		(15)	(82)
Financial income	4	152	452
Financial expenses	4	<u>(672)</u>	<u>(559)</u>
<b>Loss before tax</b>	5	(5,385)	(8,670)
Income tax expense	7	<u>(141)</u>	<u>(30)</u>
<b>Loss after tax</b>		<u>(5,526)</u>	<u>(8,700)</u>
<b>Other comprehensive (loss)/income:</b>			
Currency translation difference		<u>(1,923)</u>	<u>1,941</u>
Other comprehensive (loss)/income for the year, net of tax		<u>(1,923)</u>	<u>1,941</u>
<b>Total comprehensive loss for the year</b>		<u>(7,449)</u>	<u>(6,759)</u>
<b>Loss attributable to:</b>			
Owners of the parent		(3,812)	(6,648)
Non-controlling interests		<u>(1,714)</u>	<u>(2,052)</u>
		<u>(5,526)</u>	<u>(8,700)</u>
<b>Total comprehensive loss attributable to:</b>			
Owners of the parent		(4,921)	(5,538)
Non-controlling interests		<u>(2,528)</u>	<u>(1,221)</u>
		<u>(7,449)</u>	<u>(6,759)</u>
Loss per share			
– basic and diluted (cents)	30	<u>(2.13)</u>	<u>(3.71)</u>

The accompanying accounting policies and explanatory notes form an integral part of the financial statements.

# Balance Sheets

As at 31 December 2012

	Note	Group		Company	
		2012	2011	2012	2011
		\$'000	\$'000	\$'000	\$'000
<b>Non-current assets</b>					
Property, plant and equipment	8	23,559	26,267	3,345	3,700
Land use rights	9	1,207	1,364	–	–
Intangible assets	10	201	254	93	120
Investment properties	11	45	46	–	–
Investment in subsidiaries	12	–	–	12,055	12,055
Long-term staff loans	13	12	13	–	–
Trade and notes receivables	15	3,674	–	3,674	–
<b>Current assets</b>					
Inventories	14	16,425	22,632	1,764	2,290
Trade and notes receivables	15	16,417	17,897	3,517	4,538
Other receivables and deposits	16	1,457	1,312	1,801	1,944
Advances to suppliers		126	133	–	–
Prepayments		138	164	47	42
Quoted investments	17	15	16	–	–
Fixed deposits	18	593	9,160	–	3,268
Cash and bank balances	18	5,381	6,168	1,227	4,346
		40,552	57,482	8,356	16,428
<b>Current liabilities</b>					
Trade payables	19	3,788	5,236	3,090	1,880
Bills payable to banks	20	3,576	6,607	1,075	1,769
Other payables and accruals	21	1,823	1,888	647	852
Advances from customers		164	195	–	–
Finance lease liabilities	22	44	60	38	52
Term loans	23	9,895	13,799	4,799	7,577
Tax payable		52	12	–	–
Derivatives	24	–	40	–	40
		19,342	27,837	9,649	12,170
<b>Net current assets/(liabilities)</b>		21,210	29,645	(1,293)	4,258

The accompanying accounting policies and explanatory notes form an integral part of the financial statements.



# Balance Sheets

As at 31 December 2012 (cont'd)

	Note	Group		Company	
		2012 \$'000	2011 \$'000	2012 \$'000	2011 \$'000
<b>Non-current liabilities</b>					
Finance lease liabilities	22	81	117	81	111
<b>Net assets</b>					
		49,827	57,472	17,793	20,022
<b>Equity</b>					
Share capital	25	17,692	17,692	17,692	17,692
Warrants	26	–	–	–	–
Capital reserve	27	294	294	–	–
Enterprise expansion reserve	28	4,369	4,337	–	–
General reserve	28	4,369	4,337	–	–
Translation reserve	29	(867)	242	–	–
Retained earnings		5,577	9,453	101	2,330
		31,434	36,355	17,793	20,022
<b>Non-controlling interests</b>					
		18,393	21,117	–	–
<b>Total equity</b>					
		49,827	57,472	17,793	20,022

The accompanying accounting policies and explanatory notes form an integral part of the financial statements.

# Statement of Changes in Equity

As at 31 December 2012

Group	Attributable to equity holders of the Company									
	Share Capital \$'000	Warrants \$'000	Capital reserve \$'000	Enterprise expansion reserve \$'000	General reserve \$'000	Translation reserve \$'000	Retained Earnings \$'000	Sub-total \$'000	Non-controlling interests \$'000	Total equity \$'000
<b>Opening balance as at 1 January 2011</b>	17,508	1,067	294	4,337	4,337	(868)	15,034	41,709	22,482	64,191
Loss for the year	-	-	-	-	-	-	(6,648)	(6,648)	(2,052)	(8,700)
Other comprehensive income for the year	-	-	-	-	-	1,110	-	1,110	831	1,941
Total comprehensive income for the year	-	-	-	-	-	1,110	(6,648)	(5,538)	(1,221)	(6,759)
Expiry and exercise of warrants	-	(1,067)	-	-	-	-	1,067	-	-	-
Issue of new ordinary shares upon exercise of warrants	184	-	-	-	-	-	-	184	-	184
Dividends paid to non-controlling interests	-	-	-	-	-	-	-	-	(144)	(144)
<b>Closing balance as at 31 December 2011</b>	17,692	-	294	4,337	4,337	242	9,453	36,355	21,117	57,472

The accompanying accounting policies and explanatory notes form an integral part of the financial statements.

# Statement of Changes in Equity

As at 31 December 2012 (cont'd)

Group	Attributable to equity holders of the Company							Non-controlling interests	Total equity	
	Share Capital	Warrants	Capital reserve	Enterprise expansion reserve	General reserve	Translation reserve	Retained Earnings			Sub-total
	\$'000	\$'000	\$'000	\$'000	\$'000	\$'000	\$'000	\$'000	\$'000	
<b>Opening balance as at 1 January 2012</b>	17,692	-	294	4,337	4,337	242	9,453	36,355	21,117	57,472
Loss for the year	-	-	-	-	-	-	(3,812)	(3,812)	(1,714)	(5,526)
Other comprehensive loss for the year	-	-	-	-	-	(1,109)	-	(1,109)	(814)	(1,923)
Total comprehensive loss for the year	-	-	-	-	-	(1,109)	(3,812)	(4,921)	(2,528)	(7,449)
Transfer of reserves	-	-	-	32	32	-	(64)	-	-	-
Dividends paid to non-controlling interests	-	-	-	-	-	-	-	-	(196)	(196)
<b>Closing balance as at 31 December 2012</b>	17,692	-	294	4,369	4,369	(867)	5,577	31,434	18,393	49,827

The accompanying accounting policies and explanatory notes form an integral part of the financial statements.

# Statement of Changes in Equity

As at 31 December 2012 (cont'd)

Company	Share capital \$'000	Warrants \$'000	Retained earnings \$'000	Total \$'000
<b>Opening balance as at 1 January 2011</b>	17,508	1,067	4,842	23,417
Loss for the year	–	–	(3,579)	(3,579)
Expiry and exercise of warrants	–	(1,067)	1,067	–
Issue of new ordinary shares upon exercise of warrants	184	–	–	184
<b>Closing balance as at 31 December 2011</b>	<b>17,692</b>	<b>–</b>	<b>2,330</b>	<b>20,022</b>
<b>Opening balance as at 1 January 2012</b>	17,692	–	2,330	20,022
Loss for the year	–	–	(2,229)	(2,229)
Issue of new ordinary shares upon exercise of warrants	–	–	–	–
<b>Closing balance as at 31 December 2012</b>	<b>17,692</b>	<b>–</b>	<b>101</b>	<b>17,793</b>

The accompanying accounting policies and explanatory notes form an integral part of the financial statements.



# Consolidated Cash Flow Statement

For the year ended 31 December 2012

	Note	2012 \$'000	2011 \$'000
<b>Cash flows from operating activities</b>			
Loss before tax		(5,385)	(8,670)
Adjustments:			
Amortisation of intangible asset	10	48	47
Amortisation of land use rights	9	104	102
Depreciation of property, plant and equipment	8	2,387	2,390
Depreciation of investment properties	11	–	12
Property, plant and equipment written off		–	1
(Gain)/loss on disposal of property, plant and equipment		(24)	6
Gain on disposal of investment properties		–	(332)
Impairment of trade receivables	15	373	215
Inventories written down	14	46	65
Write back of impairment of doubtful trade receivables	15	(99)	(10)
Interest expense		672	559
Interest income		(152)	(452)
(Gain)/loss on derivative liabilities		(20)	40
Translation adjustments		(815)	346
		<hr/>	<hr/>
<b>Operating loss before working capital changes</b>		(2,865)	(5,681)
Decrease in long-term staff loans		1	1
Decrease in inventories		6,161	1,523
Increase in trade and other receivables		(2,955)	(2,077)
Decrease/(increase) in prepayments		26	(2)
Decrease/(increase) in advances to suppliers		7	(33)
Decrease in trade and other payables		(1,513)	(242)
(Decrease)/increase in advances from customers		(31)	52
		<hr/>	<hr/>
<b>Cash used in operations</b>		(1,169)	(6,459)
Interest paid		(672)	(559)
Interest received		152	452
Income taxes paid		(101)	(26)
		<hr/>	<hr/>
<b>Net cash used in operating activities</b>		(1,790)	(6,592)

The accompanying accounting policies and explanatory notes form an integral part of the financial statements.

# Consolidated Cash Flow Statement

For the year ended 31 December 2012 (cont'd)

	Note	2012 \$'000	2011 \$'000
<b>Cash flows from investing activities</b>			
Purchase of property, plant and equipment	8	(558)	(345)
Proceeds from disposal of property, plant and equipment		38	3
Proceeds from disposal of investment properties		—	540
		<u>          </u>	<u>          </u>
<b>Net cash (used in)/generated from investing activities</b>		<u>(520)</u>	<u>198</u>
<b>Cash flows from financing activities</b>			
Proceeds from issuance of ordinary shares upon exercise of warrants		—	184
Decrease in restricted cash	18	410	1,380
Proceeds from loans and borrowings		—	7,469
Repayment of finance lease liabilities		(52)	(73)
Repayment of loans and borrowings		(3,904)	(8,802)
Payment of dividends to minority interests		(196)	(144)
Decrease/(increase) in note receivables from banks		341	(652)
(Decrease)/increase in bills payable to banks		(3,031)	249
		<u>          </u>	<u>          </u>
<b>Net cash used in financing activities</b>		<u>(6,432)</u>	<u>(389)</u>
Net decrease in cash and cash equivalents		(8,742)	(6,783)
Effect of exchange rate changes on cash and cash equivalents		(202)	689
Cash and cash equivalents at beginning of financial year		<u>14,602</u>	<u>20,696</u>
		<u>          </u>	<u>          </u>
<b>Cash and cash equivalents at end of financial year</b>	18	<u>5,658</u>	<u>14,602</u>

The accompanying accounting policies and explanatory notes form an integral part of the financial statements.

# Notes to the Financial Statements

31 December 2012

---

## 1. Corporate information

Matex International Limited (the "Company") is a limited liability company, which is incorporated and domiciled in the Republic of Singapore and publicly traded on the Singapore Exchange.

The registered office and principal place of business of the Company is located at 15 Tuas View Square, Singapore 637556.

The principal activities of the Company are the formulation, manufacturing and sale of specialty chemicals focusing on dyestuff and auxiliaries for the textile industry.

The principal activities of the subsidiaries are disclosed in Note 12 to the financial statements.

## 2. Summary of significant accounting policies

### 2.1 Basis of preparation

The consolidated financial statements of the Group and the balance sheet and statement of changes in equity of the Company have been prepared in accordance with Singapore Financial Reporting Standards ("FRS").

The financial statements have been prepared on a historical cost basis except as disclosed in the accounting policies below.

The financial statements are presented in Singapore Dollars (SGD or \$) and all values are rounded to the nearest thousand (\$'000) except when otherwise indicated.

### 2.2 Changes in accounting policies

The accounting policies adopted are consistent with those of the previous financial year except in the current financial year, the Group has adopted all the new and revised standards and Interpretations of FRS "INT FRS" that are effective for annual periods beginning on or after 1 January 2012. The adoption of these standards and interpretations did not have any effect on the financial performance or position of the Group and the Company.

# Notes to the Financial Statements

31 December 2012

## 2. Summary of significant accounting policies (cont'd)

### 2.3 Future changes in accounting policies

The Group and the Company have not adopted the following standards and interpretations that have been issued but are not yet effective:

<i>Description</i>	<i>Effective for annual periods beginning on or after</i>
Amendments to FRS 1 Presentation of Items of Other Comprehensive Income	1 July 2012
Revised FRS 19 Employee Benefits	1 January 2013
FRS 113 Fair Value Measurements	1 January 2013
Improvements to FRSs 2012	1 January 2013
Amendment to FRS 1 <i>Presentation of Financial Statements</i>	1 January 2013
Amendment to FRS 16 <i>Property, Plant and Equipment</i>	1 January 2013
Amendment to FRS 32 <i>Financial Instruments: Presentation</i>	1 January 2013
Amendments to FRS 107 <i>Disclosures – Offsetting Financial Assets and Financial Liabilities</i>	1 January 2013
Revised FRS 27 <i>Separate Financial Statements</i>	1 January 2014
Revised FRS 28 <i>Investments in Associates and Joint Ventures</i>	1 January 2014
FRS 110 <i>Consolidated Financial Statements</i>	1 January 2014
FRS 111 <i>Joint Arrangements</i>	1 January 2014
FRS 112 <i>Disclosure of Interest in Other Entities</i>	1 January 2014
Amendments to FRS 32 <i>Offsetting Financial Assets and Financial Liabilities</i>	1 January 2014

Except for the Amendments to FRS 1, FRS 111 and revised FRS 28 and FRS 112, the directors expect that the adoption of the other standards and interpretations above will have no material impact on the financial statements in the period of initial application. The nature of the impending changes in accounting policy on adoption of the Amendments to FRS 1 and FRS 112 are described below.

#### **Amendments to FRS 1 Presentation of Items of Other Comprehensive Income**

The Amendments to FRS 1 Presentation of items of Other Comprehensive Income (OCI) is effective for financial periods beginning on or after 1 July 2012.

The Amendments to FRS 1 changes the grouping of items presented in OCI. Items that could be reclassified to profit or loss at a future point in time would be presented separately from items which will never be reclassified. As the Amendments only affect the presentations of items that are already recognised in OCI, the Group does not expect any impact on its financial position or performance upon adoption of this standard.



# Notes to the Financial Statements

31 December 2012

---

## 2. Summary of significant accounting policies (cont'd)

### 2.3 Future changes in accounting policies (cont'd)

#### **FRS 111 Joint Arrangements and Revised FRS 28 Investments in Associates and Joint Ventures**

FRS 111 *Joint Arrangements* and the Revised FRS 28 *Investments in Associates and Joint Ventures* are effective for financial periods beginning on or after 1 January 2014.

FRS 111 classifies joint arrangements either as joint operations or joint ventures. Joint operation is a joint arrangement whereby the parties that have rights to the assets and obligations for the liabilities whereas joint venture is a joint arrangement whereby the parties that have joint control of the arrangement have rights to the net assets of the arrangement.

FRS 111 requires the determination of joint arrangement's classification to be based on the parties' rights and obligations under the arrangement, with the existence of a separate legal vehicle no longer being the key factor. FRS 111 disallows proportionate consolidation and requires joint ventures to be accounted for using the equity method. The revised FRS 28 was amended to describe the application of equity method to investments in joint ventures in addition to associates.

#### **FRS 112 Disclosure of Interests in Other Entities**

FRS 112 *Disclosure of Interests in Other Entities* is effective for financial periods beginning on or after 1 January 2014.

FRS 112 is a new and comprehensive standard on disclosure requirements for all forms of interests in other entities, including joint arrangements, associates, special purpose vehicles and other off balance sheet vehicles. FRS 112 requires an entity to disclose information that helps users of its financial statements to evaluate the nature and risks associated with its interests in other entities and the effects of those interests on its financial statements. The Group is currently determining the impact of the disclosure requirements. As this is a disclosure standard, it will have no impact to the financial position and financial performance of the Group when implemented in 2014.

### 2.4 Significant accounting estimates and judgements

The preparation of the Group's consolidated financial statements requires management to make judgements, estimates and assumptions that affect the reported amounts of revenues, expenses, assets and liabilities, and the disclosure of contingent liabilities at the balance sheet date. However, uncertainty about these assumptions and estimates could result in outcomes that require a material adjustment to the carrying amount of the asset or liability affected in the future periods.

#### **(a) Key sources of estimation uncertainty**

The key assumptions concerning the future and other key sources of estimation or uncertainty at the balance sheet date, that have a significant risk of causing a material adjustment to the carrying amounts of assets and liabilities within the next financial year are discussed below.

# Notes to the Financial Statements

31 December 2012

---

## 2. Summary of significant accounting policies (cont'd)

### 2.4 Significant accounting estimates and judgements (cont'd)

#### (a) Key sources of estimation uncertainty (cont'd)

- **Impairment of property, plant and equipment**

The Group follows the guidance of FRS 36 in assessing at each reporting date whether there is an indication that an asset may be impaired. If any such indication exists, or when annual impairment testing for an asset is required, the Group makes an estimate of the asset's recoverable amount.

In assessing value in use, the estimated future cash flows expected to be generated by the asset are discounted to their present value using a pre-tax discount rate that reflects current market assessments of the time value of money and the risks specific to the asset.

The carrying amount of the Group's property, plant and equipment as at 31 December 2012 was \$23,559,000 (2011: \$26,267,000). More details are given in Note 8.

- **Depreciation of plant and equipment**

The cost of plant and equipment for the manufacture of dyestuffs is depreciated on a straight-line basis over its useful lives. Management estimates the useful lives of these plant and equipment to be within 3 to 10 years. These are common life expectancies applied in the dyestuff industry. The carrying amount of the Group's plant and equipment at 31 December 2012 was \$7,602,000 (2011: \$8,995,000). Changes in the expected level of usage and technological developments could impact the economic useful lives and the residual values of these assets, therefore future depreciation charges could be revised.

- **Income taxes**

The Group has exposure to income taxes in numerous jurisdictions. Significant judgement is involved in determining the group-wide provision for income taxes. There are certain transactions and computations for which the ultimate tax determination is uncertain during the ordinary course of business. The Group recognises liabilities for expected tax issues based on estimates of whether additional taxes will be due. Where the final tax outcome of these matters is different from the amounts that were initially recognised, such differences will impact the income tax and deferred tax provisions in the period in which such determination is made. The carrying amount of the Group's tax payables at 31 December 2012 was \$52,000 (2011: \$12,000).

# Notes to the Financial Statements

31 December 2012

---

## 2. Summary of significant accounting policies (cont'd)

### 2.4 Significant accounting estimates and judgements (cont'd)

#### (a) Key sources of estimation uncertainty (cont'd)

- **Impairment of receivables**

The Group makes an impairment of receivables based on an assessment of the recoverability of trade and other receivables. Impairment is adopted to trade and other receivables where events or changes in circumstances indicate that the balances may not be collectible. To determine whether there is objective evidence of impairment, it requires the use of judgements and estimates. Where the expectation is different from the original estimate, such difference will impact the carrying value of trade and other receivables and expensed off as impairment of receivables in the period in which such estimate has been changed. As at 31 December 2012, the total impairment of receivables is \$3,695,000 (2011: \$4,318,000).

- **Impairment of inventory**

An impairment review is made periodically on inventory for excess inventory, obsolescence and declines in net realisable value below cost and an allowance is recorded against the inventory balance for any such declines. These reviews require management to estimate future demand for the products. Possible changes in these estimates could result in revisions to the valuation of inventory. The total allowance for inventory as at 31 December 2012 is \$211,000 (2011: \$310,000).

#### (b) Critical judgements made in applying accounting policies

In the process of applying the Group's accounting policies, management has made the following judgements, apart from those involving estimations, which have significant effect on the amounts recognised in the consolidated financial statements.

- **Impairment of investments and financial assets**

The Group follows the guidance of FRS 39 and FRS 36 in determining when an investment and financial asset are other than temporarily impaired. This determination requires significant judgement. The Group evaluates, among other factors, the duration and extent to which the fair value of an investment or financial asset is less than its carrying value; and the financial health of and near-term business outlook for the investment or financial asset, including factors such as industry and sector performances, changes in technology and operational and financial cash flow.

# Notes to the Financial Statements

31 December 2012

---

## 2. Summary of significant accounting policies (cont'd)

### 2.4 Significant accounting estimates and judgements (cont'd)

#### (b) Critical judgements made in applying accounting policies (cont'd)

- **Recognition of deferred tax assets**

Deferred tax assets are recognised for all unused tax losses and unabsorbed capital allowances to the extent that it is probable that taxable profit will be available against which the losses and capital allowances can be utilised. Significant management judgement is required to determine the amount of deferred tax assets that can be recognised, based upon the likely timing and level of future taxable profits together with future tax planning strategies. The total carrying value of unrecognised tax losses of the Group approximately \$22,382,000 (2011: \$22,907,000) and unabsorbed capital allowance approximately \$1,335,000 (2011: \$1,280,000).

### 2.5 Foreign currency

The Group's consolidated financial statements are presented in Singapore Dollars, which is also the Company's functional currency. Each entity in the Group determines its own functional currency and items included in the financial statements of each entity are measured using that functional currency.

#### (a) Transactions and balances

Transactions in foreign currencies are measured in the respective functional currencies of the Company and its subsidiaries and are recorded on initial recognition in the functional currencies at exchange rates approximating those ruling at the transaction dates. Monetary assets and liabilities denominated in foreign currencies are translated at the rate of exchange ruling at the end of the reporting period. Non-monetary items that are measured in terms of historical cost in a foreign currency are translated using the exchange rates as at the dates of the initial transactions. Non-monetary items measured at fair value in a foreign currency are translated using the exchange rates at the date when the fair value was determined.

Exchange differences arising on the settlement of monetary items or on translating monetary items at the end of the reporting period are recognised in profit or loss except for exchange differences arising on monetary items that form part of the Group's net investment in foreign operations, which are recognised initially in other comprehensive income and accumulated under foreign currency translation reserve in equity. The foreign currency translation reserve is reclassified from equity to profit or loss of the Group on disposal of the foreign operation.



# Notes to the Financial Statements

31 December 2012

---

## 2. Summary of significant accounting policies (cont'd)

### 2.5 Foreign currency (cont'd)

#### (b) Consolidated financial statements

For consolidation purpose, the assets and liabilities of foreign operations are translated into SGD at the rate of exchange ruling at the end of the reporting period and their profit or loss are translated at the exchange rates prevailing at the date of the transactions. The exchange differences arising on the translation are recognised in other comprehensive income. On disposal of a foreign operation, the component of other comprehensive income relating to that particular foreign operation is recognised in profit or loss.

In the case of a partial disposal without loss of control of a subsidiary that includes a foreign operation, the proportionate share of the cumulative amount of the exchange differences are re-attributed to non-controlling interest and are not recognised in profit or loss. For partial disposals of associates or jointly controlled entities that are foreign operations, the proportionate share of the accumulated exchange differences is reclassified to profit or loss.

### 2.6 Subsidiaries and principles of consolidation

#### (a) Subsidiaries

A subsidiary is an entity over which the Group has the power to govern the financial and operating policies so as to obtain benefits from its activities.

The Group generally has such power when it directly or indirectly, holds more than 50% of the issued share capital, or controls more than half of the voting power, or controls the composition of the board of directors.

In the Company's separate financial statements, investments in subsidiaries are accounted for at cost less impairment losses.

#### (b) Principal of consolidation

The consolidated financial statements comprise the financial statements of the Company and its subsidiaries as at the balance sheet date. The financial statements of the subsidiaries used in the preparation of the consolidated financial statements are prepared for the same reporting date as the Company. Consistent accounting policies are applied to like transactions and events in similar circumstances.

All intra-group balances, income and expenses and unrealised gains and losses resulting from intra-group transactions are eliminated in full.

Subsidiaries are consolidated from the date of acquisition, being the date on which the Group obtains control, and continue to be consolidated until the date that such control ceases.

# Notes to the Financial Statements

31 December 2012

---

## 2. Summary of significant accounting policies (cont'd)

### 2.6 Subsidiaries and principles of consolidation (cont'd)

#### (b) Principal of consolidation (cont'd)

Losses within a subsidiary are attributed to the non-controlling interest even if that results in a deficit balance.

A change in the ownership interest of a subsidiary, without a loss of control, is accounted for as an equity transaction. If the Group loses control over a subsidiary, it:

- De-recognises the assets (including goodwill) and liabilities of the subsidiary at their carrying amounts at the date when controls is lost;
- De-recognises the carrying amount of any non-controlling interest;
- De-recognises the cumulative translation differences recorded in equity;
- Recognises the fair value of the consideration received;
- Recognises the fair value of any investment retained;
- Recognises any surplus or deficit in profit or loss;
- Re-classifies the Group's share of components previously recognised in other comprehensive income to profit or loss or retained earnings, as appropriate

Business combinations are accounted for by applying the purchase method. Transaction costs directly attributable to the acquisition formed part of the acquisition costs. The non-controlling interest (formerly known as minority interest) was measured at the proportionate share of the acquiree's identifiable net assets.

Business combinations achieved in stages were accounted for as separate steps. Adjustments to those fair values relating to previously held interests are treated as a revaluation and recognised in equity.

When the Group acquired a business, embedded derivatives separated from the host contract by the acquiree are not reassessed on acquisition unless the business combination results in a change in the terms of the contract that significantly modifies the cash flows that would otherwise be required under the contract.

Contingent consideration was recognised if, and only if, the Group had a present obligation, the economic outflow was more likely than not and a reliable estimate was determinable. Subsequent measurements to the contingent consideration affected goodwill.

# Notes to the Financial Statements

31 December 2012

---

## 2. Summary of significant accounting policies (cont'd)

### 2.7 Transactions with non-controlling interests

Non-controlling interest represents the equity in subsidiaries not attributable, directly or indirectly, to owners of the Company, and are presented separately in the consolidated statement of comprehensive income and within equity in the consolidated balance sheet, separately from equity attributable to owners of the Company.

Changes in the Company's ownership interest in a subsidiary that do not result in a loss of control are accounted for as equity transactions. In such circumstances, the carrying amounts of the controlling and non-controlling interests are adjusted to reflect the changes in their relative interests in the subsidiary. Any difference between the amount by which the non-controlling interest is adjusted and the fair value of the consideration paid or received is recognised directly in equity and attributed to owners of the Company.

### 2.8 Revenue recognition

Revenue is recognised to the extent that it is probable that the economic benefits will flow to the Group and the revenue can be reliably measured, regardless of when the payment is made. Revenue is measured at the fair value of consideration received or receivable, taking into account contractually defined terms of payment and excluding taxes and duty. The Group assesses its revenue arrangements to determine if it is acting as principal or agent. The Group has concluded that it is acting as a principal in all of its revenue arrangements. The following specific recognition criteria must also be met before revenue is recognised:

#### (a) Sale of goods

Revenue from sale of goods is recognised upon the transfer of significant risk and rewards of ownership of the goods to the customers, usually on delivery of goods. Revenue is not recognised to the extent where there are significant uncertainties regarding recovery of the consideration due, associated costs or the possible return of goods.

#### (b) Interest income

Interest income is recognised as interest accrues using the effective interest method.

#### (c) Dividend income

Dividend income is recognised when the Group's right to receive payment is established.

#### (d) Rental income

Rental income arising from operating leases on investment properties is accounted for on a straight-line basis over the lease terms. The aggregate costs of incentives provided to lessees are recognised as a reduction of rental income over the lease term on straight-line basis.

# Notes to the Financial Statements

31 December 2012

---

## 2. Summary of significant accounting policies (cont'd)

### 2.9 **Borrowing costs**

Borrowing costs are capitalised as part of the cost of a qualifying asset if they are directly attributable to the acquisition, construction or production of that asset. Capitalisation of borrowing costs commences when the activities to prepare the asset for its intended use or sale are in progress and the expenditures and borrowing costs are incurred. Borrowing costs are capitalised until the assets are substantially completed for their intended use or sale. All other borrowing costs are expensed in the period they occur. Borrowing costs consist of interest and other costs that an entity incurs in connection with the borrowing of funds.

### 2.10 **Leases**

Finance leases, which transfer to the Group substantially all the risks and rewards incidental to ownership of the leased item, are capitalised at the inception of the lease at the fair value of the leased asset or, if lower, at the present value of the minimum lease payments. Any initial direct costs are also added to the amount capitalised. Lease payments are apportioned between the finance charges and reduction of the lease liability so as to achieve a constant rate of interest on the remaining balance of the liability. Finance charges are charged to profit or loss.

Capitalised leased assets are depreciated over the shorter of the estimated useful life of the asset and the lease term, if there is no reasonable certainty that the Group will obtain ownership by the end of the lease term.

Operating lease payments are recognised as an expense in profit or loss on a straight-line basis over the lease term. The aggregate benefit of incentives provided by the lessor is recognised as a reduction of rental expense over the lease term on a straight-line basis.

### 2.11 **Taxes**

#### **(a) Current income tax**

Current income tax assets and liabilities for the current and prior periods are measured at the amount expected to be recovered from or paid to the taxation authorities. The tax rates and tax laws used to compute the amount are those that are enacted or substantively enacted at the end of the reporting period, in the countries where the Group operates and generates taxable income.

Current income taxes are recognised in profit or loss except to the extent that the tax relates to items recognised outside profit or loss, either in other comprehensive income or directly in equity. Management periodically evaluates positions taken in the tax returns with respect to situations in which applicable tax regulations are subject to interpretation and establishes provisions where appropriate.

# Notes to the Financial Statements

31 December 2012

---

## 2. Summary of significant accounting policies (cont'd)

### 2.11 Taxes (cont'd)

#### (b) Deferred tax

Deferred income tax is provided, using the liability method on temporary differences at the balance sheet date between the tax bases of assets and liabilities and their carrying amounts for financial reporting purposes.

Deferred tax liabilities are recognised for all temporary differences, except:

- where the deferred income tax liability arises from the initial recognition of goodwill or of an asset or liability in a transaction that is not a business combination and, at the time of the transaction, affects neither the accounting profit nor taxable profit or loss; and
- in respect of taxable temporary differences associated with investments in subsidiaries, associates and interests in joint ventures, where the timing of the reversal of the temporary differences can be controlled and it is probable that the temporary differences will not reverse in the foreseeable future.

Deferred income tax assets are recognised for all deductible temporary differences, carry forward of unused tax credits and unused tax losses, to the extent that it is probable that taxable profit will be available against which the deductible temporary differences, and the carry forward of unused tax credits and unused tax losses can be utilised except:

- where the deferred income tax asset relating to the deductible temporary difference arises from the initial recognition of an asset or liability in a transaction that is not a business combination and, at the time of the transaction, affects neither the accounting profit nor taxable profit or loss; and
- in respect of deductible temporary differences associated with investments in subsidiaries, associates and interests in joint ventures, deferred tax assets are recognised only to the extent that it is probable that the temporary differences will reverse in the foreseeable future and taxable profit will be available against which the temporary differences can be utilised.

The carrying amount of deferred tax assets is reviewed at the end of each reporting period and reduced to the extent that it is no longer probable that sufficient taxable profit will be available to allow all or part of the deferred tax asset to be utilised. Unrecognised deferred tax assets are reassessed the end of each reporting period and are recognised to the extent that it has become probable that future taxable profit will allow the deferred tax asset to be recovered.

Deferred tax assets and liabilities are measured at the tax rates that are expected to apply to the year when the asset is realised or the liability is settled, based on tax rates and tax laws that have been enacted or substantively enacted at the balance sheet date.



# Notes to the Financial Statements

31 December 2012

---

## 2. Summary of significant accounting policies (cont'd)

### 2.11 Taxes (cont'd)

#### (b) Deferred tax (cont'd)

Deferred tax relating to items recognised outside profit or loss is recognised outside profit or loss. Deferred tax items are recognised in correlation to the underlying transaction either in other comprehensive income or directly in equity and deferred tax arising from a business combination is adjusted against goodwill on acquisition.

Deferred tax assets and deferred income tax liabilities are offset, if a legally enforceable right exists to set off current tax assets against current income tax liabilities and the deferred income taxes relate to the same taxable entity and the same taxation authority.

#### (c) Sales tax

Revenues, expenses and assets are recognised net of the amount of sales tax except:

- Where the sales tax incurred on a purchase of assets or services is not recoverable from the taxation authority, in which case the sales tax is recognised as part of the cost of acquisition of the asset or as part of the expense item as applicable; and
- Receivables and payables that are stated with the amount of sales tax included.

The net amount of sales tax recoverable from, or payable to, the taxation authority is included as part of receivables or payables in the balance sheet.

### 2.12 Property, plant and equipment

All items of property, plant and equipment are initially recorded at cost. Subsequent to recognition, property, plant and equipment are stated at cost less accumulated depreciation and accumulated impairment losses. Such cost includes the cost of replacing part of the property, plant and equipment and borrowing costs that are directly attributable to the acquisition, construction or production of a qualifying property, plant and equipment. The accounting policy for borrowing costs is set out in Note 2.9. The cost of an item of property, plant and equipment is recognised as an asset if, and only if, it is probable that future economic benefits associated with the item will flow to the Group and the cost of the item can be measured reliably.

Property, plant and equipment are depreciated using the straight-line method to write off the cost (in the case of PRC subsidiary companies, less estimated residual value of the fixed asset at 10% of cost), over their estimated useful lives. The estimated useful lives have been taken as follows:

Plant and equipment	3 to 10 years
Renovation, electrical and fittings	5 to 10 years
Motor vehicles	5 to 10 years
Leasehold properties	20 to 94 years

# Notes to the Financial Statements

31 December 2012

---

## 2. Summary of significant accounting policies (cont'd)

### 2.12 *Property, plant and equipment (cont'd)*

Construction in progress assets are stated at cost and are not depreciated as these assets are not yet available for use.

The carrying values of property, plant and equipment are reviewed for impairment when events or changes in circumstances indicate that the carrying value may not be recoverable.

The residual value, useful life and depreciation method are reviewed at each financial year-end, and adjusted prospectively, if appropriate.

An item of property, plant and equipment is derecognised upon disposal or when no future economic benefits are expected from its use or disposal. Any gain or loss arising on derecognition of the asset is included in the profit and loss in the year the asset is derecognised.

### 2.13 *Land use rights*

Land use rights relate to properties in the People's Republic of China.

Land use rights are stated in the financial statements of the Group are measured at cost less accumulated amortisation and any impairment in value. Land use rights are amortised on a straight-line basis over a period of 20 years.

An assessment of the carrying value of land use rights is made when there are indications that the assets have been impaired or the impairment losses recognised in prior years no longer exists.

Gains or losses arising from the retirement or disposal of land use rights are determined as the difference between the net disposal proceeds and the carrying amount of the asset and are recognised as income or expense in the profit or loss.

### 2.14 *Intangible assets*

Intangible assets acquired separately are measured on initial recognition at cost. Following initial recognition, intangible assets are carried at cost less any accumulated amortisation and any accumulated impairment losses. The useful lives of intangible assets are assessed as either finite or indefinite. Intangible assets with finite lives are amortised on a straight-line basis over the estimated economic useful lives and assessed for impairment whenever there is an indication that the intangible asset may be impaired. The amortisation period and the amortisation method for an intangible asset with a finite useful life are reviewed at least at each financial year-end. The amortisation expense on intangible assets with finite lives is recognised in the profit or loss in the expense category consistent with the function of intangible asset.

Intangible assets relate to technology know-how purchased. Technology know-how are stated in the financial statements of the Group and of the Company at cost less accumulated amortisation and any impairment in value. Technology know-how are amortised over a period of 10 years.

# Notes to the Financial Statements

31 December 2012

---

## 2. Summary of significant accounting policies (cont'd)

### 2.15 *Investment properties*

Investment properties relate to an office premise that is leased out and investment in land that is not occupied substantially for use in the operations of the Group. They are treated as long term investments.

The office premise is stated at cost less accumulated depreciation and any impairment in value. The office premise is depreciated over estimated useful life of 20 years. The leasehold land is stated at cost less any impairment in value.

Investment properties are derecognised when either they have been disposed of or when the investment property is permanently withdrawn from use and no future economic benefit is expected from its disposal. Any gain or loss on the retirement or disposal of an investment property is recognised in profit or loss in the year of retirement or disposal.

### 2.16 *Impairment of non-financial assets*

The Group assesses at each reporting date whether there is an indication that an asset may be impaired. If any such indication exists, or when annual impairment testing for an asset is required, the Group makes an estimate of the asset's recoverable amount.

An asset's recoverable amount is the higher of an asset's or cash-generating unit's fair value less costs to sell and its value in use and is determined for an individual asset, unless the asset does not generate cash inflows that are largely independent of those from other assets or group of assets. Where the carrying amount of an asset or cash-generating unit exceeds its recoverable amount, the asset is considered impaired and is written down to its recoverable amount. In assessing value in use, the estimated future cash flows expected to be generated by the asset are discounted to their present value using a pre-tax discount rate that reflects current market assessments of the time value of money and the risks specific to the asset. In determining fair value less costs to sell, recent market transactions are taken into account, if available. If no such transactions can be identified, an appropriate valuation model is used. These calculations are corroborated by valuation multiples or other available fair value indicators.

The Group bases its impairment calculation on detailed budgets and forecast calculations which are prepared separately for each of the Group's cash-generating units to which the individual assets are allocated. These budgets and forecast calculations are generally covering a period of five years. For longer periods, a long-term growth rate is calculated and applied to project future cash flows after the fifth year.

Impairment losses of continuing operations are recognised in profit or loss in those expense categories consistent with the function of the impaired asset, except for assets that are previously revalued where the revaluation was taken to other comprehensive income. In this case, the impairment is also recognised in other comprehensive income up to the amount of any previous revaluation.

# Notes to the Financial Statements

31 December 2012

---

## 2. Summary of significant accounting policies (cont'd)

### 2.16 *Impairment of non-financial assets (cont'd)*

For assets excluding goodwill, an assessment is made at each reporting date as to whether there is any indication that previously recognised impairment losses may no longer exist or may have decreased. If such indication exists, the Group estimates the asset's or cash-generating unit's recoverable amount. A previously recognised impairment loss is reversed only if there has been a change in the estimates used to determine the asset's recoverable amount since the last impairment loss was recognised. If that is the case, the carrying amount of the asset is increased to its recoverable amount. That increase cannot exceed the carrying amount that would have been determined, net of depreciation, had no impairment loss been recognised previously. Such reversal is recognised in profit or loss unless the asset is measured at revalued amount, in which case the reversal is treated as a revaluation increase.

### 2.17 *Financial assets*

#### **Initial recognition and measurement**

Financial assets are recognised on the balance sheet when, and only when, the Group becomes a party to the contractual provisions of the financial instrument. The Group determines the classification of its financial assets at initial recognition.

When financial assets are recognised initially, they are measured at fair value, plus, in the case of financial assets not at fair value through profit or loss, directly attributable transaction costs.

#### **Subsequent measurement**

The subsequent measurement of financial assets depends on their classification as follows:

#### **(a) *Financial assets at fair value through profit or loss***

Financial assets at fair value through profit or loss include financial assets held for trading and financial assets designated upon initial recognition at fair value through profit or loss. Financial assets are classified as held for trading if they are acquired for the purpose of selling or repurchasing in the near term. This category includes derivative financial instruments entered into by the Group that are not designated as hedging instruments in hedge relationships as defined by FRS 39. Derivatives, including separated embedded derivatives are also classified as held for trading unless they are designated as effective hedging instruments.

The Group has not designated any financial assets upon initial recognition at fair value through profit or loss.

Subsequent to initial recognition, financial assets at fair value through profit or loss are measured at fair value. Any gains or losses arising from changes in fair value of the financial assets are recognised in profit or loss. Net gains or net losses on financial assets at fair value through profit or loss include exchange differences, interest and dividend income.

# Notes to the Financial Statements

31 December 2012

---

## 2. Summary of significant accounting policies (cont'd)

### 2.17 *Financial assets (cont'd)*

#### (a) *Financial assets at fair value through profit or loss (cont'd)*

Derivatives embedded in host contracts are accounted for as separate derivatives and recorded at fair value if their economic characteristics and risks are not closely related to those of the host contracts and the host contracts are not held for trading or designated at fair value through profit or loss. These embedded derivatives are measured at fair value with changes in fair value recognised in profit or loss. Reassessment only occurs if there is a change in the terms of the contract that significantly modifies the cash flows that would otherwise be required.

#### (b) *Loans and receivables*

Non-derivative financial assets with fixed or determinable payments that are not quoted in an active market are classified as loans and receivables. Subsequent to initial recognition, such assets are measured at amortised cost using the effective interest method, less impairment. Gains and losses are recognised in profit or loss when the loans and receivables are derecognised or impaired and through the amortisation process.

The Group classifies the following financial assets as loans and receivables:

- cash and fixed deposits
- trade and other receivables, including notes receivable, amounts due from subsidiaries and related companies.

#### **De-recognition**

A financial asset is derecognised where the contractual right to receive cash flows from the asset has expired. On de-recognition of a financial asset in its entirety, the difference between the carrying amount and the sum of the consideration received and any cumulative gain or loss that had been recognised in other comprehensive income is recognised in profit or loss.

#### **Regular way purchase or sale of a financial asset**

All regular way purchases and sales of financial assets are recognised or derecognised on the trade date i.e., the date that the Group commits to purchase or sell the asset. Regular way purchases or sales are purchases or sales of financial assets that require delivery of assets within the period generally established by regulation or convention in the marketplace concerned.

### 2.18 *Cash and cash equivalents*

Cash and cash equivalents comprise cash on hand and at bank and fixed deposits. Cash equivalents are short-term, highly liquid investments readily convertible to known amounts of cash and subject to an insignificant risk of changes in value.



# Notes to the Financial Statements

31 December 2012

---

## 2. Summary of significant accounting policies (cont'd)

### 2.19 Impairment of financial assets

The Group assesses at each reporting date whether there is any objective evidence that a financial asset is impaired.

#### (a) *Financial assets carried at amortised cost*

For financial assets carried at amortised cost, the Group first assesses whether objective evidence of impairment exists individually for financial assets that are individually significant, or collectively for financial assets that are not individually significant. If the Group determines that no objective evidence of impairment exists for an individually assessed financial asset, whether significant or not, it includes the asset in a group of financial assets with similar credit risk characteristics and collectively assesses them for impairment. Assets that are individually assessed for impairment and for which an impairment loss is, or continues to be recognised are not included in a collective assessment of impairment.

If there is objective evidence that an impairment loss on financial assets carried at amortised cost has incurred, the amount of the loss is measured as the difference between the asset's carrying amount and the present value of estimated future cash flows discounted at the financial asset's original effective interest rate. If a loan has a variable interest rate, the discount rate for measuring any impairment loss is the current effective interest rate. The carrying amount of the asset is reduced through the use of an allowance account. The impairment loss is recognised in profit or loss.

When the asset becomes uncollectible, the carrying amount of impaired financial assets is reduced directly or if an amount was charged to the allowance account, the amounts charged to the allowance account are written off against the carrying value of the financial asset.

To determine whether there is objective evidence that an impairment loss on financial assets has been incurred, the Group considers factors such as the probability of insolvency or significant financial difficulties of the debtor and default or significant delay in payments.

If in a subsequent period, the amount of the impairment loss decreases and the decrease can be related objectively to an event occurring after the impairment was recognised, the previously recognised impairment loss is reversed to the extent that the carrying amount of the asset does not exceed its amortised cost at the reversal date. The amount of reversal is recognised in profit or loss.

#### (b) *Financial assets carried at cost*

If there is objective evidence (such as significant adverse changes in the business environment where the issuer operates, probability of insolvency or significant financial difficulties of the issuer) that an impairment loss on financial assets carried at cost has been incurred, the amount of the loss is measured as the difference between the asset's carrying amount and the present value of estimated future cash flows discounted at the current market rate of return for a similar financial asset. Such impairment losses are not reversed in subsequent periods.

# Notes to the Financial Statements

31 December 2012

---

## 2. Summary of significant accounting policies (cont'd)

### 2.20 Inventories

Inventories are stated at the lower of cost and net realisable value. Costs incurred in bringing the inventories to its present location and conditions are accounted for as follows:

- (a) Raw materials: purchase costs on a weighted average basis;
- (b) Finished goods and work-in-progress: cost of direct materials and labour and a proportion of manufacturing overheads based on normal operating capacity.

Where necessary, allowance is provided for damaged, obsolete and slow moving items to adjust the carrying value of inventories to the lower of cost and net realisable value.

Net realisable value is the estimated selling price in the ordinary course of business, less estimated costs of completion and the estimated costs necessary to make the sale.

### 2.21 Quoted investments

Quoted investments carried in the balance sheets are accounted for as financial assets at fair value through profit or loss under FRS 39. The accounting policy for this category of financial assets is stated in Note 2.17.

### 2.22 Financial guarantee

A financial guarantee contract is a contract that requires the issuer to make specified payments to reimburse the holder for a loss it incurs because a specified debtor fails to make payment when due in accordance with the terms of a debt instrument.

Financial guarantees are recognised initially at fair value. Subsequent to initial recognition, financial guarantees are recognised as income in the income statement over the period of the guarantee. If it is probable that the liability will be higher than the amount initially recognised less amortisation, the liability is recorded at the higher amount with the difference charged to the profit and loss.

### 2.23 Financial liabilities

#### Initial recognition and measurement

Financial liabilities are recognised when, and only when, the Group becomes a party to the contractual provisions of the financial instrument. The Group determines the classification of its financial liabilities at initial recognition.

All financial liabilities are recognised initially at fair value plus in the case of other financial liabilities not at fair value through profit and loss, directly attributable transaction costs.

# Notes to the Financial Statements

31 December 2012

---

## 2. Summary of significant accounting policies (cont'd)

### 2.23 Financial liabilities (cont'd)

#### Subsequent measurement

The measurement of financial liabilities depends on their classification as follows:

#### (a) Financial liabilities at fair value through profit or loss

Financial liabilities at fair value through profit or loss includes financial liabilities held for trading and financial liabilities designated upon initial recognition at fair value through profit or loss. Financial liabilities are classified as held for trading if they are acquired for the purpose of selling in the near term. This category includes derivative financial instruments entered into by the Group that are not designated as hedging instruments in hedge relationships. Separated embedded derivatives are also classified as held for trading unless they are designated as effective hedging instruments.

Subsequent to initial recognition, financial liabilities at fair value through profit or loss are measured at fair value. Any gains or losses arising from changes in fair value of the financial liabilities are recognised in profit or loss.

The Group has not designated any financial liabilities upon initial recognition at fair value through profit or loss.

#### (b) Other financial liabilities

After initial recognition, other financial liabilities are subsequently measured at amortised cost using the effective interest rate method. Gains and losses are recognised in profit or loss when the liabilities are derecognised, and through the amortisation process. Financial liabilities include trade payables, which are normally settled on 30-90 days' terms, other amounts payable, payables to related parties and interest-bearing loans and borrowings.

#### De-recognition

A financial liability is de-recognised when the obligation under the liability is discharged or cancelled or expires. When an existing financial liability is replaced by another from the same lender on substantially different terms, or the terms of an existing liability are substantially modified, such an exchange or modification is treated as a derecognition of the original liability and the recognition of a new liability, and the difference in the respective carrying amounts is recognised in profit or loss.

# Notes to the Financial Statements

31 December 2012

---

## 2. Summary of significant accounting policies (cont'd)

### 2.24 Provisions

Provisions are recognised when the Group has a present obligation (legal or constructive) as a result of a past event, it is probable that an outflow of resources embodying economic benefits will be required to settle the obligation and the amount of the obligation can be estimated reliably.

Provisions are reviewed at each balance sheet date and adjusted to reflect the current best estimate. If it is no longer probable that an outflow of economic resources will be required to settle the obligation, the provision is reversed. If the effect of the time value of money is material, provisions are discounted using current pre-tax rate that reflects, where appropriate, the risk specific to the liability. When discounting is used, the increase in provision due to passage of time is recognised as a finance cost.

### 2.25 Employee benefits

#### (a) Defined contribution plans

The Group participates in the national pension schemes as defined by the laws of the countries in which it has operations. The Company makes contributions to the Central Provident Fund ("CPF") scheme in Singapore, a defined contribution pension scheme. The subsidiary company in Malaysia makes contribution to the Employee Provident Fund ("EPF"). The subsidiary companies incorporated and operating in the People's Republic of China ("PRC") are required to provide certain staff pension benefits to their employees under existing PRC regulations. Pension contributions are provided at rates stipulated by PRC regulations and are contributed to a pension fund managed by government agencies, which are responsible for administering these amounts for the subsidiary companies' PRC employees.

Contributions to national pension schemes are recognised as an expense in the period in which the related service is performed.

#### (b) Employee leave entitlement

Employee entitlements to annual leave are recognised as a liability when they accrue to the employees. The estimated liability for leave is recognised for services rendered by employees up to the balance sheet date.

### 2.26 Segment reporting

Management has identified the Group operating entities by geographical segment. The Group is engaged in providing products within a particular economic environment and that is subject to risks and returns that are different from those of components operating in other economic environments.

### 2.27 Share capital and share issue expenses

Proceeds from issuance of ordinary shares are recognised as share capital in equity. Incremental costs directly attributable to the issuance of ordinary shares are deducted against share capital.

# Notes to the Financial Statements

31 December 2012

---

## 2. Summary of significant accounting policies (cont'd)

### 2.28 *Related parties*

A related party is defined as follows:

- (a) A person or a close member of that person's family is related to the Group and Company if that person:
  - (i) Has control or joint control over the Company;
  - (ii) Has significant influence over the Company; or
  - (iii) Is a member of the key management personnel of the Group or Company or of a parent of the Company.
  
- (b) An entity is related to the Group and the Company if any of the following conditions applies:
  - (i) The entity and the Company are members of the same group (which means that each parent, subsidiary and fellow subsidiary is related to the others).
  - (ii) One entity is an associate or joint venture of the other entity (or an associate or joint venture of a member of a group of which the other entity is a member).
  - (iii) Both entities are joint ventures of the same third party.
  - (iv) One entity is a joint venture of a third entity and the other entity is an associate of the third entity.
  - (v) The entity is a post-employment benefit plan for the benefit of employees of either the Company or an entity related to the Company. If the Company is itself such a plan, the sponsoring employers are also related to the Company;
  - (vi) The entity is controlled or jointly controlled by a person identified in (a);
  - (vii) A person identified in (a) (i) has significant influence over the entity or is a member of the key management personnel of the entity (or of a parent of the entity).

### 2.29 *Government grants*

Government grants are recognised at their fair value where there is reasonable assurance that the grant will be received and all attaching conditions will be complied with.

## 3. Revenue

Revenue represents invoiced trading sales to customers, less discounts given and excludes sales tax.



# Notes to the Financial Statements

31 December 2012

## 4. Financial income/(expenses)

	Group	
	2012	2011
	\$'000	\$'000
Interest income		
– fixed deposits and bank balances	152	452
Interest expenses		
– term loans	(597)	(529)
– letters of credit and trust receipts	(68)	(20)
– finance leases	(7)	(10)
	<u>(672)</u>	<u>(559)</u>

## 5. Loss before tax

This is determined after crediting/(charging) the following:

	Group	
	2012	2011
	\$'000	\$'000
Amortisation of intangible assets	(48)	(47)
Amortisation of land use rights	(104)	(102)
Depreciation of property, plant and equipment	(2,387)	(2,390)
Depreciation of investment properties	–	(12)
Inventories recognised as an expense in cost of sales	(30,623)	(23,835)
Audit fees paid to:		
– Auditor of the Company	(78)	(67)
– Other auditors	(118)	(98)
Non-audit fees paid to:		
– Auditor of the Company	(11)	(11)
– Other auditors	(1)	(47)
Impairment of trade receivables	(373)	(215)
Inventories written down	(46)	(65)
Write back of impairment of trade receivables	56	10
Foreign exchange loss, net	(305)	(223)
Gain/(Loss) on disposal of property, plant and equipment	24	(6)
Gain on disposal of investment properties	–	332
Operating lease expense	(148)	(131)
Rental income from investment property	–	14
Fair value gain/(loss) on derivatives	20	(40)
Government grants	<u>107</u>	<u>–</u>

# Notes to the Financial Statements

31 December 2012

---

## 6. Personnel expenses (including directors' remuneration)

	Group	
	2012	2011
	\$'000	\$'000
Salaries and bonus	3,780	4,804
Pension contributions	140	191
Other personnel expenses	165	246
	<u>4,085</u>	<u>5,241</u>

## 7. Income tax expense

The major components of income tax expense for the year ended 31 December are:

	Group	
	2012	2011
	\$'000	\$'000
<b>Statement of comprehensive income:</b>		
Current income tax		
– Current income taxation	118	30
Deferred income tax		
– Overprovision for deferred tax assets in respect of prior years	23	–
Income tax expense recognised in profit or loss	<u>141</u>	<u>30</u>

# Notes to the Financial Statements

31 December 2012

## 7. Income tax expense (cont'd)

### Relationship between tax expense and accounting profit

The reconciliation between the tax expense and the product of accounting profit multiplied by the applicable tax rate for the years ended 31 December is as follows:

	Group	
	2012 \$'000	2011 \$'000
Loss before tax	(5,385)	(8,670)
Tax at statutory tax rates of 17% (2011: 17%)	(915)	(1,474)
Tax effect of:		
Non-deductible expenses	3	101
Income not subject to taxation	–	(10)
Income of a subsidiary company exempted from tax	(30)	(23)
Difference in tax rates applicable to overseas operations	(194)	(5)
Underprovision in respect of previous year	102	–
Utilisation of previously unrecognised tax losses	(33)	(40)
Utilisation of previously unrecognised unabsorbed capital allowances	(9)	(9)
Deferred tax assets not recognised	1,194	1,644
Others	23	(154)
Income tax expense recognised in profit or loss	141	30

The subsidiaries in the Group operating in the People's Republic of China are subject to tax rates of between 12.5% and 25% (2011: 12.5% and 25%).

The Group's subsidiaries, operating in Malaysia, are subject to statutory tax of 20% on the first Malaysian Ringgit RM500,000 (2011: RM500,000) of assessable profit for the year and 25% (2011: 25%) on all assessable profit in excess of RM500,000 (2011: RM500,000).

The corporate income tax rate applicable to the Singapore company in the Group is 17% (2011: 17%).

# Notes to the Financial Statements

31 December 2012

## 7. Income tax expense (cont'd)

Deferred tax assets and liabilities comprise:

	Group		Company	
	2012 \$'000	2011 \$'000	2012 \$'000	2011 \$'000
<i>Deferred tax assets</i>				
Impairment of trade receivables	148	1,348	–	–
Impairment of legal claim recoverable	–	126	–	–
Impairment for inventory obsolescence	–	71	–	–
Impairment for sales incentives	19	–	–	–
Capital allowances carried forward	227	218	227	218
Tax losses carried forward	3,805	4,809	2,864	2,621
Impairment for short-term investment	–	2	–	–
Unutilised donations carried forward	9	–	9	–
Excess of tax written down value over net book value of property, plant and equipment	35	1	35	12
Deferred productivity and innovation claim	20	–	20	–
Unrealised exchange loss	–	40	–	–
	<u>4,263</u>	<u>6,615</u>	<u>3,155</u>	<u>2,851</u>
Deferred tax assets not recognised	<u>4,263</u>	<u>6,615</u>	<u>3,155</u>	<u>2,851</u>

As at 31 December 2012, the Group and Company has unutilised tax losses of approximately \$22,382,000 (2011: \$22,907,000) and \$16,847,000 (2011: \$15,038,000), unabsorbed capital allowances of approximately \$1,335,000 (2011: \$1,280,000) and unabsorbed approved donations of approximately \$52,000 (2011: \$52,000) available for set off against future taxable income, subject to the agreement by the tax authorities of the countries in which the Group operates.

Deferred tax asset of \$4,263,000 (2011: \$6,615,000) and \$3,155,000 (2011: \$2,851,000) for the Group and Company is not recognised for tax losses and capital allowances due to the uncertainty of its recoverability.

# Notes to the Financial Statements

31 December 2012

## 8. Property, plant and equipment, net/assets under construction

Group	Leasehold properties \$'000	Plant and equipment \$'000	Renovation, electrical and fittings \$'000	Motor vehicles \$'000	Construction in progress \$'000	Total \$'000
<b>Cost</b>						
As at 1 January 2011	20,589	14,102	1,266	1,896	17	37,870
Additions	32	256	5	15	37	345
Disposals	–	(39)	(62)	–	–	(101)
Written off	–	(1)	–	–	–	(1)
Exchange differences	626	506	20	44	2	1,198
As at 31 December 2011 and 1 January 2012	21,247	14,824	1,229	1,955	56	39,311
Additions	353	137	4	62	2	558
Disposals	–	–	–	(231)	–	(231)
Reclassification	–	3	–	–	(3)	–
Exchange differences	(636)	(517)	(20)	(49)	(2)	(1,224)
As at 31 December 2012	20,964	14,447	1,213	1,737	53	38,414
<b>Accumulated depreciation and impairment loss</b>						
As at 1 January 2011	3,832	4,533	906	1,138	–	10,409
Charge for the year	888	1,170	131	201	–	2,390
Disposals	–	(35)	(57)	–	–	(92)
Exchange differences	129	161	16	31	–	337
As at 31 December 2011 and 1 January 2012	4,849	5,829	996	1,370	–	13,044
Charge for the year	914	1,195	99	179	–	2,387
Disposals	–	–	–	(217)	–	(217)
Exchange differences	(129)	(179)	(15)	(36)	–	(359)
As at 31 December 2012	5,634	6,845	1,080	1,296	–	14,855
<b>Net carrying amount</b>						
As at 31 December 2012	15,330	7,602	133	441	53	23,559
As at 31 December 2011	16,398	8,995	233	585	56	26,267

# Notes to the Financial Statements

31 December 2012

## 8. Property, plant and equipment, net/assets under construction (cont'd)

Company	Leasehold properties \$'000	Plant and equipment \$'000	Renovation, electrical and fittings \$'000	Motor vehicles \$'000	Total \$'000
<b>Cost</b>					
As at 1 January 2011	4,962	1,501	787	601	7,851
Additions	–	39	–	–	39
Disposals	–	(38)	(62)	–	(100)
As at 31 December 2011 and 1 January 2012	4,962	1,502	725	601	7,790
Additions	–	34	–	–	34
Disposals	–	–	–	(105)	(105)
As at 31 December 2012	4,962	1,536	725	496	7,719
<b>Accumulated depreciation and impairment loss</b>					
As at 1 January 2011	1,510	1,353	617	307	3,787
Charge for the year	200	56	59	80	395
Disposals	–	(35)	(57)	–	(92)
As at 31 December 2011 and 1 January 2012	1,710	1,374	619	387	4,090
Charge for the year	200	54	55	80	389
Disposals	–	–	–	(105)	(105)
As at 31 December 2012	1,910	1,428	674	362	4,374
<b>Net carrying amount</b>					
As at 31 December 2012	3,052	108	51	134	3,345
As at 31 December 2011	3,252	128	106	214	3,700



# Notes to the Financial Statements

31 December 2012

## 8. Property, plant and equipment, net/assets under construction (cont'd)

- (a) The net book values of equipment and motor vehicles purchased under finance lease as at 31 December were as follows:

	Group and Company	
	2012	2011
	\$'000	\$'000
Motor vehicles	97	169
Warehouse equipment	–	22
Lab equipment	–	23
	<u>97</u>	<u>214</u>

During the financial year, the Group acquired property, plant and equipment with an aggregate cost of approximately \$558,000 (2011: \$345,000) by cash payments.

- (b) Construction-in-progress as at 31 December 2012 relates to the construction of the factory building and facilities of subsidiaries in Taixing, Jiangsu Province, People's Republic of China.
- (c) Impairment assessment of property, plant and equipment.

During the financial year, the Group carried out a review of the recoverable amount of its property, plant and equipment on Company ("MIL"), Shanghai Matex Chemicals Co., Ltd ("SMC") and Matex Chemicals (Taixing) Co., Ltd ("MCT"). In impairment testing, the Group has considered the Company and its subsidiaries, SMC and MCT as three separate cash-generated units ("CGU").

The property, plant and equipment of MIL and SMC consisted of mainly leasehold properties and the indicative fair market values were higher than the carrying amount of respective property, plant and equipment.

The recoverable amounts of the CGUs have been determined based on value in use calculations using cash flow projections from financial budgets approved by management covering a five-year period. The pre-tax discount rate applied to the cash flow projections and forecasted growth rates used to extrapolate cash flow projections beyond the five-year period are as follows:

### 2012

	MCT
Growth rates	2.5%
Pre-tax discount rates	<u>10.0%</u>

### 2011

	Company	SMC	MCT
Growth rates	2.5%	2.5%	2.5%
Pre-tax discount rates	<u>4.0%</u>	<u>7.0%</u>	<u>7.0%</u>

# Notes to the Financial Statements

31 December 2012

## 8. Property, plant and equipment, net/assets under construction (cont'd)

### (c) Impairment assessment of property, plant and equipment (cont'd)

The calculations of value in use for the CGUs are based on the following assumptions:

**Growth rates** – The forecasted growth rates are based on inflation rate in respect of each country's inflation and do not exceed the inflation rate in respect of each country's inflation.

**Pre-tax discount rates** – Discount rates represent the current market assessment of the risk specific to each CGU, regarding the time value of money and individual risks of the underlying assets which have not been incorporated in the cash flow estimates. The discounted rate applied to the cash flow projections are Nil (2011: 4.0%) for Singapore which is based on the borrowing cost and expected return of investment in Singapore and 10.0% (2011:7.0%) for PRC which is based on expected rate of return of investment in PRC.

**Market share assumptions** – These assumptions are important because, as well as using the growth rates and pre-tax discount rates (as noted above), management assess how the CGU's position, relative to its competitors, might change over the budget period. Management considered the possibility of substantial increase in sales for the Company arising from new product lines introduced in year 2012 and within a range of 6.0 to 6.5% for the Group and the Company for the next five-year period commencing 2012. Management has budgeted increase in operating expenses although management has taken steps to rein in with the operating expenses.

## 9. Land use rights

The land use rights held by the Group relate to properties at No. 8 Zhanan South Road & No. 1 Binjiang South Road, Taixing Economic Development Zone, Jiangsu Province, People's Republic of China and Plot 43/1 Hong Si Cun, Tang-Zhen Pudong, Shanghai, People's Republic of China. The land use rights have a 50-year tenure commencing at various dates from 1998 to 2006. The remaining amortisation period of the land use rights in Jiangsu Province and Tang-Zhen Pudong are 11 years (2011: 12 years) and 14 years (2011: 15 years) respectively.

	<b>Group</b>	
	<b>2012</b>	<b>2011</b>
	\$'000	\$'000
<b>Cost</b>		
At beginning of year	2,142	2,057
Exchange differences	(84)	85
At end of year	<u>2,058</u>	<u>2,142</u>
<b>Accumulated amortisation</b>		
At beginning of year	778	645
Amortisation	104	102
Exchange differences	(31)	31
At end of year	<u>851</u>	<u>778</u>
<b>Net carrying amount</b>	<u>1,207</u>	<u>1,364</u>

# Notes to the Financial Statements

31 December 2012

## 10. Intangible assets

	Group			Company
	Technical Know-how \$'000	Software \$'000	Total \$'000	Technical Know-how \$'000
<b>Cost</b>				
At 1 January 2011	267	211	478	267
Exchange differences	–	7	7	–
At 31 December 2011 and 1 January 2012	267	218	485	267
Exchange differences	–	(8)	(8)	–
At 31 December 2012	267	210	477	267
<b>Accumulated amortisation and impairment</b>				
At 1 January 2011	122	59	181	122
Amortisation	25	22	47	25
Exchange differences	–	3	3	–
At 31 December 2011 and 1 January 2012	147	84	231	147
Amortisation	27	21	48	27
Exchange differences	–	(3)	(3)	–
At 31 December 2012	174	102	276	174
<b>Net carrying amount</b>				
At 31 December 2012	93	108	201	93
At 31 December 2011	120	134	254	120

### *Technical know-how and software*

Technical know-how allows the Company to enhance the Group's product range in the pre-treatment and finishing stages of the textile dyeing process and has remaining amortisation period of 3 years (2011: 4 years).

Software, Enterprise Resource Planning (ERP) relates to the enterprise-wide information system designed to coordinate all the resources, information, and activities needed to complete business processes and has remaining amortisation period of 5 years (2011: 6 years).

# Notes to the Financial Statements

31 December 2012

## 11. Investment properties

Group	Leasehold land \$'000	Leasehold property \$'000	Total \$'000
<b>Cost</b>			
As at 1 January 2011 and 31 December 2011	46	–	46
Exchange differences	(1)	–	(1)
	<hr/>	<hr/>	<hr/>
As at 31 December 2012	45	–	45
	<hr/>	<hr/>	<hr/>
<b>Accumulated depreciation and impairment loss</b>			
As at 1 January 2011	–	193	193
Charge for the year	–	12	12
Disposals	–	(205)	(205)
	<hr/>	<hr/>	<hr/>
As at 31 December 2011 and 31 December 2012	–	–	–
	<hr/>	<hr/>	<hr/>
<b>Net carrying amount</b>			
As at 31 December 2012	45	–	45
	<hr/>	<hr/>	<hr/>
As at 31 December 2011	46	–	46
	<hr/>	<hr/>	<hr/>
<b>Fair value</b>			
As at 31 December 2012	45	–	45
	<hr/>	<hr/>	<hr/>
As at 31 December 2011	46	–	46
	<hr/>	<hr/>	<hr/>

The investment properties held by the Group relate to long term leasehold land at Lot 198775 & 198776, R.P.T. Ulu Buntong, Mukim Hulu Kinta, Perak, Malaysia. The investment property has a 99-year tenure ending in 2090.

# Notes to the Financial Statements

31 December 2012

## 12. Investment in subsidiaries

	Company	
	2012	2011
	\$'000	\$'000
Unquoted equity shares, at cost	12,090	12,090
Less: Impairment loss	(35)	(35)
	12,055	12,055

Details of the subsidiaries held by the Company as at 31 December 2012 were as follows:

Name of subsidiaries	Principal activities	Country of incorporation	Effective equity interest held by the Group		Cost of investment	
			2012	2011	2012	2011
			%	%	\$'000	\$'000
<b><u>Held by the Company</u></b>						
Shanghai Matex Chemicals Co., Ltd ("SMC") <sup>(1)</sup>	Manufacturing and sale of dyestuffs	People's Republic of China	60	60	2,454	2,454
Unimatex Sdn Bhd ("USB") <sup>(1)</sup>	Formulating, manufacturing and sale of dyestuffs, auxiliaries and optical brighteners	Malaysia	100	100	113	113
Amly Chemicals Co., Ltd ("Amly") <sup>(2)</sup>	Manufacturing and sale of dyestuffs, auxiliaries and textile chemicals	People's Republic of China	100	100	4,965	4,965
Matex Chemicals (Taixing) Co., Ltd ("MCT") <sup>(2)</sup>	Manufacturing and sale of dyestuffs	People's Republic of China	60	60	4,043	4,043
Dedot Sdn Bhd ("DSB") <sup>(3)</sup>	Manufacturing and wholesale of all kinds of garments, textile products and chemical products (currently dormant)	Malaysia	100	100	35	35
Dedot Pte Ltd ("DPL") <sup>(4)</sup>	General wholesale trading (currently dormant)	Singapore	100	100	480	480
					12,090	12,090

# Notes to the Financial Statements

31 December 2012

## 12. Investment in subsidiaries (cont'd)

Name of subsidiaries	Principal activities	Country of incorporation	Effective equity interest held by the Group		Cost of investment	
			2012	2011	2012	2011
			%	%	\$'000	\$'000
<b><u>Held through a subsidiary</u></b>						
Dedot Trading (Shanghai) Co., Ltd ("DTS") <sup>(2)</sup>	Import, export and wholesale of all kinds of garments, textile products and chemical products	People's Republic of China	100	100	–	–

<sup>(1)</sup> Audited by member firms of Ernst & Young Global

<sup>(2)</sup> Audited by Shanghai ZhongHui, Certified Public Accountants in the People's Republic of China

<sup>(3)</sup> Audited by Ling Kam Hoong & Co., Certified Public Accountants in Malaysia

<sup>(4)</sup> Audited by PlanAssure PAC., Certified Public Accountants in Singapore

### Impairment on the investment in subsidiary

Dedot Sdn Bhd ("DSB") is currently dormant and is in a net tangible liabilities position. The Company fully impaired the cost of investment in DSB of \$35,000 in prior years.

## 13. Long-term staff loans

These loans are unsecured, non-interest bearing and have repayment terms ranging from 3 to 5 years. The balances are denominated in Renminbi (RMB).

## 14. Inventories

	Group		Company	
	2012	2011	2012	2011
	\$'000	\$'000	\$'000	\$'000
<b>Balance sheet:</b>				
Raw materials	4,616	6,168	–	–
Work in progress	531	777	–	–
Finished goods	11,278	15,687	1,764	2,290
Total inventories at lower of cost and net realisable value	16,425	22,632	1,764	2,290
<b>Income statement:</b>				
Inventories recognised as an expense in cost of sales	30,623	23,835	11,726	7,788
Inclusive of the following charge:				
– Inventories written-down	46	65	46	64



# Notes to the Financial Statements

31 December 2012

## 15. Trade and notes receivables

	Group		Company	
	2012	2011	2012	2011
	\$'000	\$'000	\$'000	\$'000
Trade receivables				
– Third parties	15,449	13,537	6,434	4,268
– Amount due from related companies	–	–	914	1,163
Less: Impairment of trade receivables (third parties)	(3,695)	(4,318)	(157)	(893)
	11,754	9,219	7,191	4,538
Notes receivables	8,337	8,678	–	–
	<u>20,091</u>	<u>17,897</u>	<u>7,191</u>	<u>4,538</u>

Presented in Balance Sheet as:

	Group		Company	
	2012	2011	2012	2011
	\$'000	\$'000	\$'000	\$'000
Non-current assets	3,674	–	3,674	–
Current assets	16,417	17,897	3,517	4,538
	<u>20,091</u>	<u>17,897</u>	<u>7,191</u>	<u>4,538</u>

Trade receivables are non-interest bearing and are granted 30 to 90 days' terms. They are recognised at their original invoice amounts which represent their fair values on initial recognition.

Trade receivables denominated in foreign currencies at 31 December are as follows:

	Group		Company	
	2012	2011	2012	2011
	\$'000	\$'000	\$'000	\$'000
United States Dollar	6,261	3,357	7,175	4,596
Renminbi	13,366	5,317	16	–

Notes receivable from financial institutions in the People's Republic of China are non-interest bearing and have repayment terms ranging from 1 to 12 months (2011: 1 to 12 months). All note receivables are denominated in RMB and the nature of note receivables are trade related.

# Notes to the Financial Statements

31 December 2012

## 15. Trade and notes receivables (cont'd)

### Receivables that are past due but not impaired

The Group has trade receivables amounting to \$3,032,000 (2011: \$3,288,000) that are past due at the balance sheet date but not impaired. These receivables are unsecured and the analysis of their aging at the balance sheet date is as follows:

	<b>Group</b>	
	<b>2012</b>	<b>2011</b>
	\$'000	\$'000
Trade receivables past due but not impaired:		
– Lesser than 3 months	1,532	1,679
– 3 months to 6 months	507	574
– 6 months to 12 months	581	236
– More than 12 months	412	799
	<u>3,032</u>	<u>3,288</u>

### Receivables that are impaired

The Group's trade receivables that are impaired at the balance sheet date and the movement of the allowance accounts used to record the impairment are as follows:

	<b>Group</b>		<b>Company</b>	
	<b>2012</b>	<b>2011</b>	<b>2012</b>	<b>2011</b>
	\$'000	\$'000	\$'000	\$'000
Movement in allowance accounts:				
At beginning of year	4,318	4,020	893	822
Impairment for the year	373	215	32	71
Write back of allowance	(56)	(10)	(5)	–
Write off against provision	(816)	–	(763)	–
Exchange differences	(124)	93	–	–
	<u>3,695</u>	<u>4,318</u>	<u>157</u>	<u>893</u>

Concentration of credit risk relating to trade receivables is mitigated due to well managed dispersion of customers. Therefore, the Group believes that no additional credit risk beyond amounts provided for collection loss is inherent in the Group's trade receivables.

# Notes to the Financial Statements

31 December 2012

## 16. Other receivables and deposits

	Group		Company	
	2012 \$'000	2011 \$'000	2012 \$'000	2011 \$'000
Other receivables	597	429	6	21
Deposits	860	883	840	864
Amount due from subsidiaries	–	–	955	1,059
	<u>1,457</u>	<u>1,312</u>	<u>1,801</u>	<u>1,944</u>

Other receivables denominated in foreign currencies as at 31 December are as follows:

	Group		Company	
	2012 \$'000	2011 \$'000	2012 \$'000	2011 \$'000
Renminbi	<u>537</u>	<u>376</u>	<u>955</u>	<u>1,040</u>

The amount due from subsidiaries are non-trade related, unsecured, non-interest bearing and repayable on demand and are to be settled in cash.

Other receivables comprise mainly advances granted to third party and sales offices located at China for operation purpose. The amount is non-interest bearing and repayable on demand.

Deposits comprise mainly commitment fee \$830,000 (2011: \$830,000) for a research and development project on dye development with a world re-known university upon signing a mutual evaluation agreement. The balance is denominated in Pounds Sterling.

## 17. Quoted investments

	Group	
	2012 \$'000	2011 \$'000
Equity instruments (quoted)	<u>15</u>	<u>16</u>

# Notes to the Financial Statements

31 December 2012

## 18. Cash and cash equivalents

Cash and cash equivalents as at 31 December were as follows:

	Group		Company	
	2012	2011	2012	2011
	\$'000	\$'000	\$'000	\$'000
Cash at banks and on hand	5,381	6,168	1,227	4,346
Fixed deposits	593	9,160	–	3,268
	<u>5,974</u>	<u>15,328</u>	<u>1,227</u>	<u>7,614</u>
Less: Restricted cash balances	(316)	(726)	–	–
	<u>5,658</u>	<u>14,602</u>	<u>1,227</u>	<u>7,614</u>

Cash at bank earns interest at rates based on daily bank deposit rates ranging from 0.03% to 0.15% (2011: 0.09% to 0.50%) per annum.

Fixed deposits are placed with financial institutions for varying periods of between seven days and one year depending on the immediate cash requirements of the Group. The fixed deposits earn interest at fixed deposit rates ranging from 0.12 % to 3.50% (2011: 0.21% to 5.00%) per annum.

Cash and short-term deposits denominated in foreign currencies at 31 December are as follows:

	Group		Company	
	2012	2011	2012	2011
	\$'000	\$'000	\$'000	\$'000
United States Dollar	986	4,916	987	4,858
Renminbi	<u>4,203</u>	<u>6,878</u>	<u>32</u>	<u>59</u>

Restricted cash balances relates to funds placed with a bank of subsidiary for the issuance of commercial bills and amounts pending return to the Company.

## 19. Trade payables

	Group		Company	
	2012	2011	2012	2011
	\$'000	\$'000	\$'000	\$'000
Trade payables				
– Third parties	3,788	5,236	956	495
– Amount due to related companies	–	–	2,134	1,385
	<u>3,788</u>	<u>5,236</u>	<u>3,090</u>	<u>1,880</u>

Trade payables are non-interest bearing and are normally settled on 30 to 90 days' terms.

# Notes to the Financial Statements

31 December 2012

## 19. Trade payables (cont'd)

Trade payables denominated in foreign currencies at 31 December are as follows:

	Group		Company	
	2012	2011	2012	2011
	\$'000	\$'000	\$'000	\$'000
United States Dollar	951	429	3,086	2,053
Renminbi	1,926	4,741	–	–

## 20. Bills payable to banks

	Interest rates (per annum)		Group		Company	
	2012	2011	2012	2011	2012	2011
	%	%	\$'000	\$'000	\$'000	\$'000
Interest bearing	1.49-3.10	1.29-2.25	1,075	1,769	1,075	1,769
Non-interest bearing	–	–	2,501	4,838	–	–
			3,576	6,607	1,075	1,769

The bills payable are unsecured and have repayment terms of less than 12 months.

Bills payable denominated in foreign currencies at 31 December are as follows:

	Group		Company	
	2012	2011	2012	2011
	\$'000	\$'000	\$'000	\$'000
United States Dollar	1,075	1,769	1,075	1,769
Renminbi	2,501	4,838	–	–

## 21. Other payables and accruals

	Group		Company	
	2012	2011	2012	2011
	\$'000	\$'000	\$'000	\$'000
Other payables	477	456	55	122
Accrued operating expenses	1,258	1,328	592	730
Accrued payroll related expenses	88	104	–	–
	1,823	1,888	647	852

Other payables are non-interest bearing and are normally settled on 30 to 90 days' terms.

# Notes to the Financial Statements

31 December 2012

## 21. Other payables and accruals (cont'd)

Other payables denominated in foreign currencies at 31 December are as follows:

	Group		Company	
	2012 \$'000	2011 \$'000	2012 \$'000	2011 \$'000
Renminbi	1,065	1,025	–	–

## 22. Finance lease liabilities

	Group			
	Minimum payments	Present value of payments	Minimum payments	Present value of payments
	2012 \$'000	2012 \$'000	2011 \$'000	2011 \$'000
Not later than one year	49	44	71	60
Later than one year but not later than five years	92	81	139	117
Total minimum lease payments	141	125	210	177
Less: amounts representing finance charges	(16)	–	(33)	–
Present value of minimum lease payments	125	125	177	177
	Company			
Minimum payments	Present value of payments	Minimum payments	Present value of payments	
2012 \$'000	2012 \$'000	2011 \$'000	2011 \$'000	
Not later than one year	44	38	63	52
Later than one year but not later than five years	91	81	133	111
Total minimum lease payments	135	119	196	163
Less: amounts representing finance charges	(16)	–	(33)	–
Present value of minimum lease payments	119	119	163	163

The Group and the Company has finance leases for certain items of plant and equipment and motor vehicles (Note 8) ranging from 1 to 4 years (2011: 2 to 5 years). Lease terms do not contain restrictions concerning dividends, additional debt or further leasing.

Lease obligations bear interest at rates ranging from 3.20% to 3.91% (2011: 2.20% to 3.25%) per annum.



# Notes to the Financial Statements

31 December 2012

## 23. Term loans

	Weighted average effective interest rate (per annum)	Group		Company	
		2012	2011	2012	2011
		\$'000	\$'000	\$'000	\$'000
SGD loan	2.29 %	4,799	7,577	4,799	7,577
RMB loan	7.60 %	5,096	6,222	–	–
		<u>9,895</u>	<u>13,799</u>	<u>4,799</u>	<u>7,577</u>

SGD loan: This bank loan is unsecured and is repayable within 1 month to 12 months from date of draw down but can be rolled over at the bank's discretion. Interest is charged at 1.25% (2011: 1.25%) per annum over SIBOR.

RMB loan: These bank loans are drawn down by two subsidiaries and are secured by a corporate guarantee from the holding company. It is repayable within 6 months from date of draw down but can be rolled over at the bank's discretion. Interest is charged at 6.94% - 7.63% per annum (2011: 7.63% per annum).

## 24. Derivatives

	Contract Amount \$'000	Group and Company			
		2012		2011	
		Assets \$'000	Liabilities \$'000	Assets \$'000	Liabilities \$'000
Option contracts (i)	200	–	–	–	(17)
Option contracts (ii)	200	–	–	–	(23)
		<u>–</u>	<u>–</u>	<u>–</u>	<u>(40)</u>

During the financial year the Group entered into foreign currency option contracts with its bankers to hedge foreign currency exposures against the account receivables denominated in USD.

An option contract is a contract which gives one party to the contract the right, but no obligation, to buy from, or sell to, the other party to the contract the asset that is subject of the contract for a fixed price at a future date.

There are two outstanding option contracts as at year ended 31 December 2011 which are valued according to marked to market value. The valuations are as of 31 December 2011 and represent as estimated valuation derived from market quotations or from proprietary models that take into consideration estimates about relevant present and future market conditions as well as the size and liquidity of the position and any related actual or potential hedging transactions.

Valuations based upon other models or assumptions or calculated as of another date and time may yield significantly different results. Fair value gain on derivatives of \$20,000 in the financial year 2012 and loss of \$40,000 in financial year 2011 has been recognised in profit or loss under the line item "fair value gain/loss on derivatives".

# Notes to the Financial Statements

31 December 2012

## 25. Share capital

	Group and Company			
	2012		2011	
	Number of shares '000	\$'000	Number of shares '000	\$'000
<b>Issued and fully paid ordinary shares:</b>				
At beginning of year	179,194	17,692	178,044	17,508
Issue of new ordinary shares upon exercise of warrants	–	–	1,150	184
At end of year	<u>179,194</u>	<u>17,692</u>	<u>179,194</u>	<u>17,692</u>

The holders of ordinary shares are entitled to receive dividends as and when declared by the Company. All ordinary shares carry one vote per share without restriction. The ordinary shares have no par value.

## 26. Warrants

	Group and Company			
	2012		2011	
	Number of warrants '000	\$'000	Number of warrants '000	\$'000
<b>Warrants issue:</b>				
At beginning of year	–	–	71,156	1,067
Exercise of warrants	–	–	(1,150)	(17)
Expiry of warrants	–	–	(70,006)	(1,050)
At end of year	<u>–</u>	<u>–</u>	<u>–</u>	<u>–</u>

On 11 January 2006, the Company issued and listed 71,200,000 warrants via a renounceable rights issue at an issue price of \$0.02 for each warrant on the basis of two warrants for every five existing ordinary shares held by the entitled shareholders. Each warrant carrying the right to subscribe for one new ordinary share at an exercise price of \$0.16 for each new ordinary share and may be exercised at any time from the date of issue of the warrants up to 5 January 2011.

Full terms and conditions pertaining to the warrants are set out in details in the Offer Information Statement dated 9 December 2005.

On 5 January 2011, 1,150,000 warrants were exercised to subscribe for new ordinary shares at an exercise price of \$0.16 for each new ordinary share. 70,006,400 warrants lapsed on the expiry date of 5 January 2011.

## 27. Capital reserve

This pertains to a non-distributable capital income arising from the restructuring of subsidiary companies in prior years.

# Notes to the Financial Statements

31 December 2012

## 28. Enterprise expansion and general reserve

This pertains to a general reserve fund and an enterprise expansion reserve fund set up by the Group's subsidiaries in the PRC, in accordance with local laws and regulations, by way of appropriation from their net profit at a rate determined by the companies. The respective board of directors of the subsidiaries have decided that 20% of the profit after tax be appropriated each year, of which 10% be appropriated to the general reserve fund and 10% be appropriated to the enterprise expansion reserve fund.

The general reserve and the enterprise expansion reserve may be used to offset accumulated losses or increase the registered capital of the subsidiaries, subject to approval from the People's Republic of China authorities. The reserves are not available for dividend distribution to the shareholders.

In prior financial years, the board of directors of a subsidiary has decided to suspend the appropriation to the fund after reviewing the accumulated amount of the fund as at 31 December 2006 which has already exceeded 50% of the subsidiary's paid up share capital.

## 29. Translation reserve

The foreign currency translation reserve is used to record exchange differences arising from the translation of the financial statements of foreign operations whose functional currencies are different from that of the Group's presentation currency.

	Group	
	2012	2011
	\$'000	\$'000
At beginning of year	242	(868)
Translation of financial statements of foreign operations	(1,109)	1,110
At end of year	<u>(867)</u>	<u>242</u>

## 30. Loss per share

Loss per share is calculated by dividing the net loss attributable to owners of the parent of \$3,812,000 (2011: loss of \$6,648,000) by the weighted average number of ordinary shares outstanding during the year of 179,193,600 (2011: 179,193,600) shares.

There was no potential dilutive ordinary shares that affects the loss per share, and thus the basic and diluted loss per share are the same.

# Notes to the Financial Statements

31 December 2012

## 31. Related party disclosures

### (a) Sales and purchase of goods and services

In addition to the related party information disclosed elsewhere in the financial statements, the following significant transactions between the group and related parties who are not members of the group took place during the year at terms agreed between the parties:

	Group	
	2012	2011
	\$'000	\$'000
Fees paid to a law firm which a director is a partner	319	207

### (b) Compensation of key management personnel

	Group	
	2012	2011
	\$'000	\$'000
Short-term employee benefits	815	1,134
Defined contribution plans	25	33
Other short-term benefits	26	26
	<u>866</u>	<u>1,193</u>
Comprise amounts paid to:		
• Directors of the Company	680	965
• Other key management personnel	186	228
	<u>866</u>	<u>1,193</u>

# Notes to the Financial Statements

31 December 2012

## 32. Contingent liabilities and commitments

### Operating lease commitments

The Group has various operating lease agreements for office and residential premises. These leases have an average life of between 3 and 5 years with no renewal option or escalation clauses included in the contracts. There are no restrictions placed upon the Group or the Company by entering into these leases. Operating lease payments recognised in the consolidated income statement during the year amount to \$148,000 (2011: \$131,000).

Future minimum lease payments under non-cancellable leases are as follows as of 31 December:

	Group and Company	
	2012	2011
	\$'000	\$'000
Not later than one year	167	103
Later than one year but not later than five years	16	113
	<u>183</u>	<u>216</u>

## 33. Segment information

A segment is a distinguishable component of the Group that is engaged either in providing products or services (business segment), or in providing products or services within a particular economic environment (geographical segment), which is subject to risks and rewards that are different from those of other segments.

Segment information is presented in respect of the Group's geographical segments only as it is not meaningful to present segmental reporting by business segments since revenue of the Group is primarily derived from the manufacture and sale of dyestuffs and auxiliaries.

Inter-segment pricing is determined on an arm's length basis. The Group's operating businesses are organised and managed separately by geographical segments based on location of assets. Revenue, assets and additions to property, plant and equipment are based on the location of those assets.

Segment results, assets and liabilities include items directly attributable to a segment as well as those that can be allocated on a reasonable basis. Unallocated items mainly comprise income-earning assets and revenue, interest-bearing loans, borrowings and expenses, and corporate assets and expenses.

Segment capital expenditure is the total costs incurred during the financial year to acquire segment assets that are expected to be used for more than one year.

# Notes to the Financial Statements

31 December 2012

## 33. Segment information (cont'd)

	People's Republic of China		Other Asia Pacific Countries		Elimination		Note	Group	
	2012	2011	2012	2011	2012	2011		2012	2011
	\$'000	\$'000	\$'000	\$'000	\$'000	\$'000		\$'000	\$'000
<b>Revenue</b>									
External customers	26,086	23,261	14,582	10,078	-	-		40,668	33,339
Inter-segment	15,987	21,578	994	854	(16,981)	(22,432)	A	-	-
Total revenue	42,073	44,839	15,576	10,932				40,668	33,339
<b>Results</b>									
Interest income	147	441	5	11	-	-		152	452
Depreciation and amortisation	2,104	2,096	435	455	-	-		2,539	2,551
Interest expense	431	374	241	185	-	-		672	559
Other non-cash expenses/(income)	290	144	(14)	(189)	-	-		276	(45)
Segment loss	(4,022)	(4,946)	(2,072)	(3,576)	709	(148)	B C	(5,385)	(8,670)
<b>Assets</b>									
Additions to non-current assets	521	303	37	42	-	-		558	345
Segment assets	54,357	68,287	27,562	33,138	(12,669)	(15,999)	D E	69,250	85,426
Segment liabilities	17,563	24,238	7,569	12,325	(5,709)	(8,609)	F	19,423	27,954



# Notes to the Financial Statements

31 December 2012

## 33. Segment information (cont'd)

Notes Nature of adjustments and eliminations to arrive at amounts reported in the consolidated financial statements

- A Inter-segment revenues are eliminated on consolidation.
- B Other non-cash expenses/(income) consist of gain on disposal of plant and equipment, impairment of trade receivables, impairment of legal claim recoverable, inventories written down and gain on disposal of investments properties as presented in the respective notes to the financial statements.
- C The following items are added to/(deducted from) segment profit/(loss) to arrive at "Loss before tax" presented in the consolidated statement of comprehensive income:

	<b>2012</b>	<b>2011</b>
	\$'000	\$'000
Profit/(Loss) from inter-segment sales	653	(228)
General and administrative expenses	80	81
Other operating income	(24)	(1)
	<u>709</u>	<u>(148)</u>

### Information about a major customer

Revenue from one major customer of the Group's other Asia Pacific countries segment amount to \$4,751,000 (2011: \$894,000) of the Group's total revenue.

- D Additions to non-current assets consist of additions to property, plant and equipment and intangible assets.
- E The following items are added to/(deducted from) segment assets to arrive at total assets reported in the consolidated statement of financial position:

	<b>2012</b>	<b>2011</b>
	\$'000	\$'000
Inter-segment assets	(35,821)	(31,315)
Interco balance	23,152	15,316
	<u>(12,669)</u>	<u>(15,999)</u>

- F The following items are added to/(deducted from) segment liabilities to arrive at total liabilities reported in the consolidated statement of financial position:

	<b>2012</b>	<b>2011</b>
	\$'000	\$'000
Inter-segment liabilities	(28,933)	(24,156)
Interco balance	23,224	15,547
	<u>(5,709)</u>	<u>(8,609)</u>

# Notes to the Financial Statements

31 December 2012

---

## 34. Financial risk management objectives and policies

The Group's principal financial instruments comprise bank loans, hire purchase contracts, and cash and cash equivalents. The main purpose of these financial instruments is to raise finance for the Group's operations. The Group has various other financial assets and liabilities such as trade receivables and trade payables, which arise directly from its operations.

It is, and has been throughout the year under review, the Group's policy that no trading in derivative financial instruments shall be undertaken except for the use as hedging instruments where appropriate and cost-efficient.

The main risks arising from the Group's financial instruments are credit risk, liquidity risk, interest rate risk and foreign currency risk. The board of directors reviews and agrees policies for managing each of these risks and they are summarised below.

### (a) Credit risk

Credit risk is the risk of loss that may arise on outstanding financial instruments should a counterparty default on its obligations.

The carrying amount of cash and cash equivalents, trade and other receivables (including subsidiaries balances) represent the Group's maximum exposure to credit risk in relation to financial assets. No other financial assets carry a significant exposure to credit risk. It is the Group's policy to provide credit terms to creditworthy customers and debts are continually monitored. In addition, receivable balances are monitored on an ongoing basis with the result that the Group's exposure to bad debts is not significant. During the financial year, the Group has adopted stricter credit policy for new customers who wish to trade on credit terms in order to mitigate heightened credit risks arising from revenue growth strategies. The Group does not expect to incur material credit losses except as provided for in the financial statements.

#### Excessive risk concentration

Concentration arise when a number of counterparties are engaged in similar business activities, or activities in the same geographical region, or have economic features that would cause their ability to meet contractual obligations to be similarly affected by changes in economic, political or other conditions. Concentrations indicate the relative sensitivity of the group's performance to developments affecting a particular industry.

In order to avoid excessive concentrations of risk, the group's policies and procedures include specific guidelines to focus on maintaining a diversified portfolio. Identified concentrations of credit risks are controlled and managed accordingly.

#### Exposure to credit risk

At the balance sheet date, the Group's and the Company's maximum exposure to credit risk is represented by:

- the carrying amount of each class of financial assets recognised in the balance sheets with positive fair value; and
- a nominal amount of \$5,096,000 (2011: \$6,222,000) relating to a corporate guarantee provided by the Company to a bank on a subsidiary's bank loan.

Information regarding credit enhancements for trade and other receivables is disclosed in Notes 15 and 16.

# Notes to the Financial Statements

31 December 2012

## 34. Financial risk management objectives and policies (cont'd)

### (a) Credit risk (cont'd)

#### Credit risk concentration profile

The Group determines concentrations of credit risk by monitoring the geographical profile of its trade receivables on an on-going basis. The credit risk concentration profile of the Group's trade receivables at the balance sheet date is as follows:

	Group			
	2012		2011	
	\$'000	% of total	\$'000	% of total
<b>By geographical:</b>				
People's Republic of China	5,017	43	5,317	58
Other Asia Pacific countries	6,737	57	3,902	42
	<u>11,754</u>	<u>100</u>	<u>9,219</u>	<u>100</u>

#### Financial assets that are neither past due nor impaired

Trade and other receivables that are neither past due nor impaired are creditworthy debtors with good payment record with the Group. Cash and cash equivalents that are neither past due nor impaired are placed with reputable financial institutions.

#### Financial assets that are either past due or impaired

Information regarding financial assets that are either past due or impaired is disclosed in Notes 15 and 16.

At the balance sheet date, there is no significant concentration of credit risk. The maximum exposure to credit risk is represented by the carrying amount of each financial asset at the balance sheet.

### (b) Liquidity risk

Liquidity risk is the risk that the Group will encounter difficulty in meeting financial obligations due to shortage of funds.

The Group's and the Company's objective is to maintain a balance between continuity of funding and flexibility through the use of bank loans, finance lease and stand-by credit facilities.

The Group's and the Company's liquidity risk management policy is that to maintain sufficient liquid financial assets and stand-by credit facilities with few different banks.

The Group monitors its liquidity risk and maintains adequate level of cash and cash equivalents to finance the Group's operations.

# Notes to the Financial Statements

31 December 2012

## 34. Financial risk management objectives and policies (cont'd)

### (b) Liquidity risk (cont'd)

#### Analysis of financial instruments by remaining contractual maturities

The table below summaries the maturity profile of the Group's and the Company's financial assets and liabilities at the end of the reporting period based on contractual undiscounted repayment obligations.

<b>Group 2012</b>	<b>One year or less \$'000</b>	<b>One to five years \$'000</b>	<b>Total \$'000</b>
<b>Financial assets:</b>			
Trade and other receivables	17,874	3,674	21,548
Cash and short-term deposits	5,974	–	5,974
Total undiscounted financial assets	<u>23,848</u>	<u>3,674</u>	<u>27,522</u>
<b>Financial liabilities:</b>			
Trade and other payables	9,187	–	9,187
Other liabilities	49	92	141
Loans and borrowings	10,392	–	10,392
Total undiscounted financial liabilities	<u>19,628</u>	<u>92</u>	<u>19,720</u>
Total net undiscounted financial assets	<u>4,220</u>	<u>3,582</u>	<u>7,802</u>
<b>Group 2011</b>			
<b>Financial assets:</b>			
Trade and other receivables	19,225	13	19,238
Cash and short-term deposits	15,328	–	15,328
Total undiscounted financial assets	<u>34,553</u>	<u>13</u>	<u>34,566</u>
<b>Financial liabilities:</b>			
Trade and other payables	13,731	–	13,731
Other liabilities	71	139	210
Loans and borrowings	14,440	–	14,440
Total undiscounted financial liabilities	<u>28,242</u>	<u>139</u>	<u>28,381</u>
Total net undiscounted financial assets/(liabilities)	<u>6,311</u>	<u>(126)</u>	<u>6,185</u>

# Notes to the Financial Statements

31 December 2012

## 34. Financial risk management objectives and policies (cont'd)

### (b) Liquidity risk (cont'd)

Company 2012	One year or less \$'000	One to five years \$'000	Total \$'000
<b>Financial assets:</b>			
Trade and other receivables	5,438	–	5,438
Cash and short-term deposits	1,227	–	1,227
Total undiscounted financial assets	<u>6,665</u>	<u>–</u>	<u>6,665</u>
<b>Financial liabilities:</b>			
Trade and other payables	4,812	–	4,812
Other liabilities	44	91	135
Loans and borrowings	4,909	–	4,909
Total undiscounted financial liabilities	<u>9,765</u>	<u>91</u>	<u>9,856</u>
Total net undiscounted financial liabilities	<u>(3,100)</u>	<u>(91)</u>	<u>(3,191)</u>
<b>Company 2011</b>			
<b>Financial assets:</b>			
Trade and other receivables	6,482	–	6,482
Cash and short-term deposits	7,614	–	7,614
Total undiscounted financial assets	<u>14,096</u>	<u>–</u>	<u>14,096</u>
<b>Financial liabilities:</b>			
Trade and other payables	4,501	–	4,501
Other liabilities	63	133	196
Loans and borrowings	7,744	–	7,744
Total undiscounted financial liabilities	<u>12,308</u>	<u>133</u>	<u>12,441</u>
Total net undiscounted financial assets/(liabilities)	<u>1,788</u>	<u>(133)</u>	<u>1,655</u>

# Notes to the Financial Statements

31 December 2012

## 34. Financial risk management objectives and policies (cont'd)

### (c) Interest rate risk

Interest rate risk is the risk that the fair value or future cash flows of the Group's financial instruments will fluctuate because of changes in market interest rates.

The Group's policy is to manage its interest cost using a mix of fixed and variable rate debts. Information relating to the Group's interest rate exposure is disclosed in the notes on term loans and leasing obligations.

#### *Sensitivity analysis for interest rate risk*

At the end of the reporting period, if SGD interest rates had been 50 (2011: 50) basis points lower/higher with all other variables held constant, the Group's (loss)/profit before tax would have been \$49,000 (2011: \$69,000) lower/higher, arising mainly as a result of lower/higher interest expense on floating rates loans and borrowings. The assumed movement in basis points for interest rate sensitivity analysis is based on the market environment where Singapore interest rate is influenced by the funds liquidity in Singapore and also the interest rate trend in the U.S.

Surplus funds are placed with reputable banks.

### (d) Foreign currency risk

The foreign currency risk of the Group arises from its subsidiaries operating in the People's Republic of China and Malaysia, which generate revenue and incur costs denominated in foreign currencies. The Company also generates revenues and incurs costs in foreign currencies. These give rise to foreign currency risk. The Group has entered into foreign currency option contracts to hedge against its foreign currency risk against the account receivables denominated in USD. The foreign currency option contracts are used where possible to reduce the exposure in the fluctuations of foreign currency rates. However, the Group tries to match the timing of its receipts and payments in the same foreign currency in an effort to reduce foreign currency risk. It is the Group's policy not to enter into derivative foreign currency option contracts for speculative purposes.

#### *Sensitivity analysis for foreign currency risk*

The following table demonstrates the sensitivity of the Group's loss before tax to a reasonably possible change in the USD against the respective functional currencies of the Group entities, with all other variables held constant.

	Group	
	2012	2011
	\$'000	\$'000
	Loss	Loss
	before tax	before tax
USD/SGD – strengthened 3% (2011: 3%)	+498	+260
– weakened 3% (2011: 3%)	<u>-498</u>	<u>-260</u>



# Notes to the Financial Statements

31 December 2012

## 35. Financial instruments

### (a) Fair values

The fair value of a financial instrument is the amount at which the instrument could be exchanged or settled between knowledgeable and willing parties in an arm's length transaction, other than in a forced or liquidation sale.

*Financial instruments whose carrying amount approximates fair value*

Management has determined that the carrying amounts of cash and short term deposits, current trade and other receivables, current trade and other payables, bills payables and term loans based on their notional amounts, reasonably approximate their fair values because these are mostly short term in nature or are repriced frequently.

*Financial instruments carried at other than fair value*

The carrying amount of staff loans approximate their fair value after discounting the relevant cash flows using current incremental lending rates for similar types of lending and borrowing arrangements.

The carrying amounts of finance leases approximate their fair value after discounting the relevant cash flows using current interest rates for similar instruments as at balance sheet date.

*Methods and assumptions used to determine fair values*

Quoted investment which is a Level 1 in fair value hierarchy has been carried at fair value which is determined by reference to published market prices at the balance sheet date without factoring in transaction costs.

### (b) Interest rate risk

The following tables sets out the carrying amount, by maturity, of the Group's and the Company's financial instruments that are exposed to interest rate risk.

<b>Group</b>	<b>Within</b>	<b>1 to 2</b>	<b>2 to 3</b>	<b>3 to 4</b>	<b>4 to 5</b>	<b>More than</b>	<b>Total</b>
<b>2012</b>	<b>1 year</b>	<b>years</b>	<b>years</b>	<b>years</b>	<b>years</b>	<b>5 years</b>	
	<b>\$'000</b>	<b>\$'000</b>	<b>\$'000</b>	<b>\$'000</b>	<b>\$'000</b>	<b>\$'000</b>	<b>\$'000</b>
<i>Fixed rate</i>							
Bills payable	3,576	–	–	–	–	–	3,576
Finance leases	44	33	30	18	–	–	125
Fixed deposits	593	–	–	–	–	–	593
<i>Floating rate</i>							
Bank loans	9,895	–	–	–	–	–	9,895
<b>2011</b>							
<i>Fixed rate</i>							
Bills payable	6,607	–	–	–	–	–	6,607
Finance leases	60	46	34	22	10	5	177
Fixed deposits	9,160	–	–	–	–	–	9,160
<i>Floating rate</i>							
Bank loans	13,799	–	–	–	–	–	13,799

# Notes to the Financial Statements

31 December 2012

## 35. Financial instruments (cont'd)

### (b) Interest rate risk (cont'd)

Company 2012	Within 1 year \$'000	1 to 2 years \$'000	2 to 3 years \$'000	3 to 4 years \$'000	4 to 5 years \$'000	More than 5 years \$'000	Total \$'000
<i>Fixed rate</i>							
Bills payable	1,075	–	–	–	–	–	1,075
Finance leases	38	33	30	18	–	–	119
<i>Floating rate</i>							
Bank loans	4,799	–	–	–	–	–	4,799
<b>2011</b>							
<i>Fixed rate</i>							
Bills payable	1,769	–	–	–	–	–	1,769
Finance leases	52	38	31	25	17	–	163
Fixed deposits	3,268	–	–	–	–	–	3,268
<i>Floating rate</i>							
Bank loans	7,577	–	–	–	–	–	7,577

Interest on financial instruments subject to floating interest rates is contractually repriced at intervals of less than 6 months. Interest on financial instruments at fixed rates is fixed until the maturity of the instrument. The other financial instruments of the Group and the Company that are not included in the above tables are not subject to interest rate risks.

## 36. Financial guarantees

The Company had provided a corporate guarantee of \$14,896,000 (2011: \$9,090,200) to a bank in respect of bank facilities amounting to \$12,740,000 (2011: \$10,200,000) granted to two of its subsidiaries in the PRC as at 31 December 2012. As at year end, \$5,096,000 (RMB 26,000,000) (2011: \$6,222,000 (RMB 30,500,000)) has been drawn down by both subsidiaries as a short term loan (Note 23).

# Notes to the Financial Statements

31 December 2012

## 37. Capital management

Capital includes debt and equity items as disclosed in the table below.

The primary objective of the Group's capital management is to ensure that it maintains a strong credit rating and healthy capital ratios in order to support its business and maximise shareholder value.

The Group manages its capital structure and makes adjustments to it, in light of changes in economic conditions. To maintain or adjust the capital structure, the Group may adjust the dividend payment to shareholders, return capital to shareholders or issue new shares. No changes were made in the objectives, policies or processes during the years ended 31 December 2012 and 31 December 2011.

As disclosed in Note 28, subsidiaries in the PRC are required to contribute and maintain non-distributable general and enterprise expansion reserve fund, whose utilisation is subject to approval by the relevant PRC authorities. This externally imposed capital requirement has been complied with by the above-mentioned subsidiaries for the financial years ended 31 December 2012 and 31 December 2011.

The Group monitors capital using a gearing ratio, which is net debt divided by total capital plus net debt. The Group's policy is to keep the gearing ratio below 70%. The Group includes within net debts, loans and borrowings, trade and other payables, other liabilities, less cash and cash equivalents. Capital includes equity attributable to the owners of the parent less the abovementioned statutory reserve fund.

	Group	
	2012	2011
	\$'000	\$'000
Term loans (Note 23)	9,895	13,799
Trade payables (Note 19)	3,788	5,236
Bills payable to banks (Note 20)	3,576	6,607
Other payables and accruals (Note 21)	1,823	1,888
Finance lease liabilities (Note 22)	125	177
Less: Cash and cash equivalents (Note 18)	(5,974)	(15,328)
Net debt	<u>13,233</u>	<u>12,379</u>
Equity attributable to the owners of the parent	31,434	36,355
Less: General reserve (Note 28)	(4,369)	(4,337)
Less: Enterprise expansion reserve (Note 28)	(4,369)	(4,337)
Total capital	<u>22,696</u>	<u>27,681</u>
Capital and net debt	<u>35,929</u>	<u>40,060</u>
Gearing ratio	<u>36.8%</u>	<u>30.9%</u>

# Notes to the Financial Statements

31 December 2012

---

## **38. Dividends**

No dividend was declared during the financial year.

## **39. Events occurring after the reporting period**

On 25 February 2013, the Company issued an announcement to the Singapore Exchange that in relation to Rule 1311 of the Listing Manual, the Company has recorded pre-tax losses for the three (3) most recently completed consecutive financial years and an average daily market capitalisation of less than \$40 million over the last 120 market days on which trading was not suspended or halted. The Company was notified by the Singapore Exchange that it has been placed on the Watch-list with effect from 5 March 2013.

On 26 February 2013, the Company has issued 10,300,000 new ordinary shares in the share capital of the Company at the issue price of \$0.04073 for each new share. Following completion of the issuance, the total number of issued shares has increased from 179,193,600 shares to 189,493,600 shares.

## **40. Authorisation of financial statements**

These financial statements were authorised for issue in accordance with a resolution of the directors dated 18 March 2013.

# Report on Corporate Governance

Matex International Limited ("the Company") is committed to uphold good corporate governance practices and to comply with the Principles of the Singapore Corporate Governance Code 2005 ("the Code"). Good corporate governance establishes and maintains an ethical environment, which strives to enhance the interests of all shareholders. This report outlines the Company's corporate governance processes that have been adopted by the Company with specific reference to the principles of the Code.

## BOARD MATTERS

### Board's Conduct of its Affairs

The board of directors ("the board") supervises the management of the business and affairs of the Company and its subsidiaries ("the Group"). The primary role of the board is to set broad corporate and strategic direction, approves the appointment of directors and major funding and investment proposals, and reviews the financial performance of the Group.

The board meets to consider the following:

1. Approval of half year and full year results announcements;
2. Approval of annual audited results and accounts;
3. Declaration of interim dividends and proposal of final dividends;
4. Convening of shareholders' meetings;
5. Approval of corporate strategy;
6. Authorisation of merger and acquisition transactions; and
7. Authorisation of major transactions.

To facilitate effective management, certain functions have been delegated to various board committees, each of which has its own written terms of reference and whose actions are reported to and monitored by the board.

The board meets regularly and as warranted. Ad hoc meetings are also convened to deliberate on urgent substantive matters. Telephonic attendance and conference via audio-visual communication at board meetings are allowed under the Company's Articles of Association. The details of the number of board meetings held for 2012 as well as the attendance of each board member at the meetings of the board committees are disclosed below.

Name of Director	Board Meetings		Nominating Committee Meeting		Remuneration Committee Meeting		Audit Committee Meetings	
	No. Held	No. Attended	No. Held	No. Attended	No. Held	No. Attended	No. Held	No. Attended
Dr John Chen Seow Phun	2	2	1	1	1	1	2	2
Dr Tan Pang Kee	2	2	1	1	1	1	2	2
Dr Chua Geok Koon	2	2	1	1	1	1	2	2
Dr Wang Kai Yuen	2	2	1	1	1	1	2	2
Mr Robson Lee Teck Leng	2	2	1	1	1	1	2	2
Mr Dro Tan Guan Liang	2	2	1	1	1	1	2	2

# Report on Corporate Governance

---

The directors have separate and independent access to the Company's senior management and together with the Company Secretary, are responsible for ensuring that the board procedures are followed and that applicable rules and regulations are complied with. The Company Secretary attends all board and specialised committee meetings and is responsible to ensure that board procedures are followed.

The board takes independent professional advice as and when necessary to enable it to discharge its responsibilities effectively. Subject to the approval of the Chairman, directors, whether as a group or individual, may seek and obtain independent professional advice to assist them in their duties, at the expense of the Company. Apart from keeping the board informed of all relevant new laws and regulations, the Company will consider appropriate training and orientation session for newly appointed directors.

## Board Composition and Balance

The board comprises six directors, three of whom namely, Dr John Chen Seow Phun, Dr Wang Kai Yuen and Mr Robson Lee Teck Leng are independent and non-executive. The independence of each director is reviewed annually by the Nominating Committee ("NC"), which confirms that the independent directors made up at least one-third of the board. The NC is also of the view that the current board size is appropriate, taking into account the nature and scope of the Company's operations. The board consists of high calibre members with a wealth of knowledge, expertise and experience. They contribute valuable direction and insight, drawing from their vast experience in matters relating to accounting, finance, legal, business and general corporate matters.

## Chairman and Chief Executive Officer ("CEO")

Different individuals assume the Chairman and CEO's functions in the Company. The Chairman, Dr John Chen Seow Phun is an independent non-executive director, while the CEO, Dr Tan Pang Kee, is an executive director. There is a clear division of responsibilities between the Chairman and CEO, which ensures a balance of power and authority at top of the Company. The Chairman and the CEO are not related to each other.

The CEO has the executive responsibility for the day-to-day operations of the Group while the Chairman bears responsibility for the workings of the board and ensures that procedures are introduced to comply with the Code.

## Board Membership

### Nominating Committee ("NC")

The NC comprises three independent non-executive directors, namely, Dr Wang Kai Yuen (Chairman of the Committee), Dr John Chen Seow Phun and Mr Robson Lee Teck Leng. The NC, which has written terms of reference, is responsible for making recommendations to the board on all board appointments and re-appointments. The NC's responsibilities include the following:

- a) make recommendations to the board on new appointments to the board;
- b) make recommendations to the board on the re-nomination of retiring directors standing for re-election at the Company's Annual General Meeting, having regard to the directors' contribution and performance (e.g. attendance, preparedness, participation and candour);
- c) ensure that all directors submit themselves for re-nomination and re-election at regular intervals and at least once in every three years;

# Report on Corporate Governance

- d) review the size and composition of the board with the objective of achieving a balanced board in terms of the mix of experience and expertise;
- e) determine annually whether or not a director is independent;
- f) ensure complete disclosure of key information of directors in the Company's annual reports as required under the Code;
- g) decide on how the board's performance may be evaluated and recommend objective performance criteria to the board;
- h) report to the board on its activities and proposals; and
- i) carry out such other duties as may be agreed to by the NC and the board.

The directors submit themselves for re-nomination and re-election at regular intervals of at least once every three years. Pursuant to Article 89 of the Company's Articles of Association, one-third of the directors retire from office at the Company's Annual General Meeting. Article 90 of the Company's Articles of Association provides that directors to retire by rotation shall include (so far as necessary to obtain the number required) any director who is due to retire at the meeting by reason of age.

The NC is conscious of the competing time commitments that are faced when directors serve on multiple boards. Directors should not serve on more principal boards than they can handle.

Key Information on the directors is set out below:

Name of director	Academic & professional qualifications	Board committee as chairman or member	Directorship: Date of first appointment/ Date of last re-election	Board appointment whether executive or non-executive	Due for re-election at next AGM
Dr John Chen Seow Phun	Doctor of Philosophy degree in Electrical Engineering	Chairman: Audit Committee Member: Nominating Committee & Remuneration Committee	11 July 2003 / 25/04/2012	Non-executive / Independent	N/A
Dr Tan Pang Kee	Doctor of Philosophy in Business Administration	N/A	23 March 1990 / 20 May 2002	Executive	N/A
Dr Chua Geok Koon	Doctor of Philosophy in Chemistry	N/A	30 September 1989 / 25/04/2012	Executive	Retirement pursuant to Section 153(6) of the Companies Act, Cap. 50.



# Report on Corporate Governance

Name of director	Academic & professional qualifications	Board committee as chairman or member	Directorship: Date of first appointment/ Date of last re-election	Board appointment whether executive or non-executive	Due for re-election at next AGM
Dr Wang Kai Yuen	Doctor of Philosophy in Engineering	Chairman: Nominating Committee Member: Remuneration Committee & Audit Committee	11 July 2003 / 27 April 2010	Non-executive / Independent	Retirement pursuant to Article 89
Mr Robson Lee Teck Leng	LLB (2 <sup>nd</sup> Class Upper Hons)	Chairman: Remuneration Committee Member: Nominating Committee & Audit Committee	25 April 2006 / 26 April 2011	Non-executive / Independent	N/A
Mr Dro Tan Guan Liang	Master in Architecture	N/A	01 March 2010 / 27 April 2010	Executive	N/A

## Review of Directors Independence

The Board is guided by the definition of independence given in the Code of Corporate Governance issued by the Corporate Governance Committee in determining if a director is independent.

Mr. Lee Teck Leng, Robson, an independent director, is a partner at law firm, Shook Lin & Bok LLP ("**SLB**"). SLB had in FY2012 received legal fees from the Group for legal services provided from FY 2011 to FY 2012. The aggregate value of professional fees paid to SLB by the Group in FY 2011 was approximately S\$319,000.

The NC (excluding Mr Lee Teck Leng Robson) has reviewed and confirmed that notwithstanding the foregoing, Mr Lee Teck Leng Robson remains an independent director. The fees paid to SLB in FY 2012 were for legal services provided by SLB over a period of two financial years. The fees paid were entirely in accordance with the prevailing market rates for such professional legal services that had been agreed independently by the Company's management with the concurrence of the Board (without the participation of Mr Lee Teck Leng Robson).

## Board Performance

Based on the recommendations by the NC, the board has established processes and objective performance criteria for evaluating the effectiveness of the board as a whole and the effectiveness of the individual directors.

# Report on Corporate Governance

---

In evaluating the board's performance, the NC considers a set of quantitative and qualitative performance criteria. The performance criteria for the board evaluation are in respect of board size and composition, board process, board information and accountability, board performance in relation to discharging its principal functions and responsibilities and financial targets. The individual directors' performance criteria were in relation to their industry knowledge and/or functional expertise, contribution and workload requirements, sense of independence and attendance at the board and committee meetings.

The NC evaluated the performance of the Board as a whole taking into consideration the board's discharge of its principal responsibilities, the earnings of the Group and the economic environment for 2012. The NC considered the board's performance to be good.

## REMUNERATION MATTERS

### Annual Remuneration Reports

#### Remuneration Committee ("RC")

The RC comprises three independent non-executive directors, namely, Mr Robson Lee Teck Leng (Chairman of the Committee), Dr John Chen Seow Phun and Dr Wang Kai Yuen. The Committee has access to expert advice in the field of executive compensation outside the Company where required.

The members of the RC carried out their duties in accordance with the term of references, which include the following:

- a) make recommendations to the board on the framework of remuneration for the directors;
- b) make recommendations to the board on the specific remuneration packages for each executive director and managing director (or executive of equivalent rank) of the Company;
- c) review all benefits (including share schemes) and compensation packages for directors of the Company;
- d) report to the board on its activities and proposals; and
- e) carry out such other duties as may be agreed to by the RC and the board.

The Company adopts a formal procedure for the fixing of the remuneration packages of individual directors. No director is involved in deciding his own remuneration. In setting remuneration packages, the Company takes into account pay and employment conditions within the same industry and in comparable companies, as well as the Group's relative performance and the performance of individual directors.

Executive directors do not receive directors' fees. The remuneration policy for executive directors and senior management staff consists of two key components, that is, fixed cash and annual variable components. The fixed components include salary and other allowances. The variable component comprises a performance based bonus which forms a significant proportion of the total remuneration package of executive directors and is payable on the achievement of individual and corporate performance targets.

The service contracts for three executive directors have fixed appointment period and clauses relating to early termination. None of the service contracts has any onerous removal clauses.

# Report on Corporate Governance

Non-executive directors, including the Chairman, have no service contract with the Company and their terms are specified in the Articles of Association. Non-executive directors are paid a basic fee and additional fee for serving on any of the committees. In determining the quantum of such fees, factors such as frequency of meetings, time spent and responsibilities of directors are taken into account. Such fees are subject to the approval of the shareholders as lump sum payment at the Annual General Meeting.

## Remuneration of Directors and Top 5 Executives

A breakdown of the gross remuneration of the Directors of the Company for the year ended 31 December 2012 is set out below:

Name of director	Salary	Bonus	Other benefits (2)	Fees (1)	Total
	\$	\$	\$	\$	\$
Dr Tan Pang Kee	255,978	-	10,890	-	266,868
Dr Chua Geok Koon	102,900	-	5,866	-	108,766
Mr Dro Tan Guan Liang	153,600	-	3,500	-	157,100
Dr John Chen Seow Phun	-	-	-	63,000	63,000
Dr Wang Kai Yuen	-	-	-	42,000	42,000
Mr Robson Lee Teck Leng	-	-	-	42,000	42,000
	512,478	-	20,256	147,000	679,734

(1) Subject to approval by shareholders as a lump sum at Annual General Meeting for the financial year ended 31 December 2012.

(2) Other benefits refer to benefits-in-kind such as car etc made available to directors as appropriate.

## Top 5 Executives

The gross remuneration paid to top 5 executives of the group (who are not directors) for the year ended 31 December 2012 are set out below in bands of \$250,000. This is to impede solicitation of key executives by the Group's competitors.

Remuneration band <sup>^</sup>	No. of executives
Below \$250,000	6

<sup>^</sup> Remuneration amounts are inclusive of salary, bonus, allowances and Central Provident Fund contributions.

## Immediate Family Member of Directors and CEO

Save for Mr Dro Tan Guan Liang, who is the son of Dr Tan Pang Kee, the CEO/Managing Director of the Company, whose remuneration is disclosed above. There is no employee who is immediate family members of the directors and CEO who earns in excess of \$150,000 for the year ended 31 December 2012.

## Approved by Shareholders

Directors' fees are approved by shareholders at the Annual General Meeting. The remuneration framework for executives and executive directors has been approved by the RC and endorsed by the board. The board considers that the remuneration framework does not need to be approved by the shareholders.

# Report on Corporate Governance

---

## ACCOUNTABILITY AND AUDIT

### Audit Committee ("AC")

The AC comprises three independent non-executive directors, namely, Dr John Chen Seow Phun (Chairman of the Committee), Dr Wang Kai Yuen and Mr Robson Lee Teck Leng.

The NC is of the view that the members of the AC have sufficient financial management expertise and experience to discharge the AC's functions.

The AC meets at least twice a year. Separate meetings were also held for the AC to meet with the external auditors without the presence of Management, to enable the auditors to raise issues encountered in the course of their work directly to the AC.

The Company has put in place a whistle-blowing framework, endorsed by the Audit Committee, where employees of the Company may, in confidence, raise concerns about possible corporate improprieties in matters of financial reporting or other matters. To ensure proper investigation of such matters and for appropriate follow up action, once the investigation has been concluded, the Investigation Officer must report the outcome of the investigation (including any recommendations for improvement) to the Monitoring Officer who will keep a central register of all complaints.

The AC, which has written terms of reference, performs delegated functions:

### Internal Controls

- a) ensure that arrangement is made for the review of the effectiveness of the Company's material internal controls, including financial, operational and compliance controls and risk management, in particular to the compliance of SGX listing rule 1207(10), at least annually;

### External Audit

- b) review the audit plans of the external auditors;
- c) review the external auditors' consideration of the system of internal accounting controls relevant to the entity's preparation of financial statements;
- d) review the external auditors' management letter and response from the Company's management;
- e) review the scope and results of the external audits and their cost effectiveness;
- f) nominate external auditors for re-appointment;

### Financial Statements

- g) review the financial statements of the Company and the Group before submission to the board;

### Compliance with the Laws and Regulations

- h) review transactions falling within the scope of the listing manual of the SGX-ST ("listing manual"), in particular matters pertaining to interested person transactions and acquisitions and realisations as laid down in the listing manual;
- i) generally undertake such other functions and duties as may be required by statute, the listing manual or the Code, and by such amendments made thereto from time to time; and

# Report on Corporate Governance

---

## Others

- j) undertake such other reviews and projects as may be requested by the board and report to the board its findings from time to time on matters arising and requiring the attention of the AC.

The AC is authorised by the board to:

- a) investigate any matter within its terms of reference;
- b) seek information it requires from any employee and all employees are directed to co-operate with any requests made by the AC;
- c) if it deems appropriate, seek the professional advice of external consultants;
- d) invite such persons (e.g. director, executive officer) to attend its meeting;
- e) meet with external auditors, without the presence of the Company's management, at least once a year; and
- f) review all non-audit services provided by the external auditors to the Group to ensure that the nature and extent of such services would not affect the independence of the external auditors.

## **Internal Controls / Internal Audit**

Our board is cognizant of its responsibility for maintaining a sound system of internal controls to safeguard the shareholders' investments and the Group's assets and business. The board believes that the system of internal controls maintained by the Company's management throughout the financial year and up to the date of this report, provide reasonable, but not absolute, assurance in the safeguarding of assets, compliance with relevant legislations, identification and containment of business risks, and against material financial misstatements or loss. The board also notes that no system of internal control could provide absolute assurance against the occurrence of errors, fraud or other irregularities.

Based on the reports from both the internal and external auditors, and reviews performed by the management and with the concurrence of the Audit Committee, the Board is of the opinion that there are adequate internal controls to address the financial, operational and compliance risks for the nature and size of the Group's operations and business.

Moving forward, the Management will continue to focus on improving the standard of internal controls, and corporate governance by setting up a risk management framework. In particular, compliance of regulations in respect of business and environmental laws, the breach of which may result in shutdown, will be enhanced.

## **COMMUNICATION WITH SHAREHOLDERS**

The board is mindful of the obligation to provide regular, effective and fair communication to shareholders. Information is communicated to the shareholders on a timely basis. Where inadvertent disclosure has been made to a select group, the Company will make the same disclosure publicly to all others as soon as possible. The board provides shareholders with an assessment of the Company's performance, position and prospect on a half-yearly basis via half-yearly announcement of results and other ad hoc announcement as required by the SGX-ST. The Company's Annual Report is sent to all shareholders and other information is accessible at the Company website.

# Report on Corporate Governance

---

The board welcomes the views of shareholders on matters affecting the Company, whether at shareholders' meetings or on an ad hoc basis. Shareholders are informed of shareholders' meetings through notices published in the newspaper and reports or circulars sent to all shareholders. Each item of special business included in the notice of the meeting is accompanied, where appropriate, by an explanation for the proposed resolution. Separate resolutions are proposed for substantially separate issues at the meeting. The Chairmen of the AC, RC and NC are normally available at the meeting to answer those questions relating to the work of these committees. The external auditors are also present to assist the directors in addressing any relevant queries by shareholders.

The Company's Articles of Association allow a member of the Company to appoint not more than two proxies to attend and vote instead of the member. The Company is not implementing absentia-voting methods such as by mails, e-mails or fax until security, integrity, legislative recognition of electronic voting and other pertinent issues are satisfactory resolved.

## **INDEPENDENCE OF AUDITORS**

Noted that besides performing the statutory audit of the Company's annual accounts, Ernst & Young LLP has been engaged to provide tax services (non-audit services) to the Company.

The Audit Committee has reviewed the said fees and in view that Ernst & Young LLP's fee in relation to the non-audit services is less than 50% of the total audit fee, the Audit Committee forms the opinion that Ernst & Young LLP's independence as auditors would not be affected by their provision of the non-audit services.

## **INTERESTED PARTY TRANSACTIONS**

The Group does not have material interested person transactions for the financial year ended 31 December 2012.

## **MATERIAL CONTRACTS**

The Group does not have material contracts involving the interest of the CEO, each director or substantial shareholders as at 31 December 2012.

## **DEALING IN SECURITIES**

The Company has adopted and implemented an internal code of conduct which prohibits the directors, key executives and their connected persons from dealing in the Company's shares during the "black-out" period – being one month immediately preceding the announcement of the Company's half-year and full-year results. Further, an officer of the Company should not deal in the Company's securities on short-term considerations. This has been made known to directors, officers and staff of the Company. It has been highlighted that to deal in the Company's securities as well as securities of other listed companies when the officers (directors and employees) are in possession of unpublished material price sensitive information in relation to those securities is an offence and the law on insider trading is applicable at all times.

# Statistic of Shareholders

As at 7 March 2013

## SHARE CAPITAL

Paid-Up Capital	:	18,179,283
Class of Shares	:	Ordinary Shares
Voting Rights	:	On the poll : one vote per share On a show of hands : one vote each member

## BREAKDOWN OF SHAREHOLDINGS BY RANGE

SIZE OF SHAREHOLDINGS	NO. OF SHAREHOLDERS	% OF SHAREHOLDERS	NO. OF SHARES	% OF ISSUED SHARE CAPITAL
1 - 999	37	4.37	477	0.00
1,000 - 10,000	425	50.24	2,009,000	1.06
10,001 - 1,000,000	373	44.09	28,152,960	14.86
1,000,001 AND ABOVE	11	1.30	159,331,163	84.08
<b>TOTAL</b>	<b>846</b>	<b>100.00</b>	<b>189,493,600</b>	<b>100.00</b>

## SUBSTANTIAL SHAREHOLDINGS AS AT 7 MARCH 2013

Name of substantial shareholder	Number of shares registered in the name of the substantial shareholder	Number of shares in which substantial shareholder is deemed to have an interest	Total	Percentage (%)
Dr Tan Pang Kee	58,232,000	-	58,232,000	30.73%
Masda Chemical (Private) Limited	-	63,000,000 <sup>1</sup>	63,000,000	33.25%
Tan Ee Soon	-	63,000,000 <sup>2</sup>	63,000,000	33.25%
Tan Soon Heng	-	63,000,000 <sup>3</sup>	63,000,000	33.25%
Winmark Investments Pte Ltd	10,300,000	-	10,300,000	5.44%
Winston Tan Tien Hin	-	10,300,000 <sup>4</sup>	10,300,000	5.44%
Amy Lim Sion Tin	-	10,300,000 <sup>5</sup>	10,300,000	5.44%

Notes:

- (1) Masda Chemical (Private) Limited's deemed interest arises from the 63,000,000 shares held by United Overseas Bank Nominees (Private) Limited as its nominee.
- (2) Mr Tan Ee Soon's deemed interest arises from the 63,000,000 shares held by United Overseas Bank Nominees (Private) Limited as nominee for Masda Chemical (Private) Limited, where he has a shareholding interest of more than 20%.
- (3) Mr Tan Soon Heng's deemed interest arises from the 63,000,000 shares held by United Overseas Bank Nominees (Private) Limited as nominee for Masda Chemical (Private) Limited, where he has a shareholding interest of more than 20%.
- (4) Mr Winston Tan Tien Hin's deemed interest arises from the 10,300,000 shares held by Winmark Investments Pte Ltd, where he and his spouse Ms Amy Lim Sion Tin each has a shareholding interest of 50%.
- (5) Ms Amy Lim Sion Tin's deemed interest arises from the 10,300,000 shares held by Winmark Investments Pte Ltd, where she and her spouse Mr Winston Tan Tien Hin each has a shareholding interest of 50%.



# Statistic of Shareholders

As at 7 March 2013

## TWENTY LARGEST SHAREHOLDERS

No.	Name of Shareholder	No. of Shares	% of Issued Share Capital
1	UNITED OVERSEAS BANK NOMINEES PTE LTD	63,127,000	33.31
2	TAN PANG KEE	58,232,000	30.73
3	WINMARK INVESTMENTS PTE LTD	10,300,000	5.44
4	CHUA GEOK KOON	9,170,000	4.84
5	UOB KAY HIAN PTE LTD	8,820,000	4.65
6	OCBC SECURITIES PRIVATE LTD	2,063,163	1.09
7	LEK MEI RU	1,800,000	0.95
8	MAYBANK NOMINEES (SINGAPORE) PTE LTD	1,751,000	0.92
9	TSAO SAN	1,398,000	0.74
10	CHUA LEONG KIAT (CAI LIANGJIE)	1,374,000	0.73
11	GOH BAK HENG	1,296,000	0.68
12	HO I-CHIN @PETER HO	1,000,000	0.53
13	HSBC (SINGAPORE) NOMINEES PTE LTD	900,000	0.47
14	LIM SHAO-LIN	817,000	0.43
15	LIM & TAN SECURITIES PTE LTD	726,000	0.38
16	MAYBANK KIM ENG SECURITIES PTE LTD	722,000	0.38
17	TAN KONG PIAT (PTE) LTD	720,000	0.38
18	TAN LYE SENG	600,000	0.32
19	OCBC NOMINEES SINGAPORE PTE LTD	495,000	0.26
20	CHENG CHIN LIM @ CHENG AIK HEM	446,000	0.24
	<b>TOTAL</b>	<b>165,757,163</b>	<b>87.47</b>

## PERCENTAGE OF SHAREHOLDINGS HELD IN HANDS OF PUBLIC

Based on the information available to the company as at 7 March 2013, approximately 25.74% of the issue ordinary share of the Company is held by the public and therefore, Rule 723 of the Listing Manual issued by Stock Exchange Securities Trading Limited has accordingly been complied with.

# Notice of Twenty-Third Annual General Meeting

---

NOTICE IS HEREBY GIVEN that the Twenty-Third Annual General Meeting of the Company will be held at 15 Tuas View Square, Singapore 637556 on Tuesday, 23 April 2013 at 3.00 p.m. to transact the following business: -

## Ordinary Business

1 To receive and adopt the Directors' Report and Audited Accounts for the financial year ended 31 December 2012 and the Auditors' Report thereon. **[Resolution 1]**

2 To re-appoint Dr Chua Geok Koon as a Director of the Company to hold office until the next Annual General Meeting of the Company pursuant to Section 153(6) of the Companies Act, Cap. 50. **[Resolution 2]**

Note: Dr Chua Geok Koon, if re-elected, will remain the executive director of the Company and will not be considered as an independent director.

3 To re-elect Dr Wang Kai Yuen who is retiring in accordance with Article 89 of the Company's Articles of Association, as Director of the Company. **[Resolution 3]**

Note: Dr Wang Kai Yuen, if re-elected, will remain the Chairman of the Company's nominating committee and a member of the Company's remuneration committee and audit committee and will be considered as an independent director.

4 To approve the sum of S\$147,000 as directors' fees for the year ended 31 December 2012. (2011: S\$147,000) **[Resolution 4]**

5 To re-appoint Ernst & Young LLP as auditors and to authorise the Directors to fix their remuneration. **[Resolution 5]**

## Special Business

6 To consider and, if thought fit, to pass the following as Ordinary Resolutions, with or without modifications:-

That pursuant to Section 161 of the Companies Act, Cap. 50 and the listing rules of the Singapore Exchange Securities Trading Limited, the Directors be and are hereby authorised to allot and issue whether by way of rights, bonus or otherwise (i) shares; (ii) convertible securities; (iii) additional convertible securities issued pursuant to rights, bonus or other capitalisation issues (notwithstanding that such authority may have ceased to be in force at the time the securities are issued, provided that the adjustment does not give the holder of the convertible securities a benefit that a shareholder does not receive); or (iv) shares arising from the conversion of securities in (ii) and additional convertible securities in (iii), notwithstanding that such authority may have ceased to be in force at the time the shares are to be issued, in the Company upon such terms and conditions and for such purposes as the Directors may in their absolute discretion deem fit PROVIDED THAT

(i) the aggregate number of shares and convertible securities to be issued pursuant to this resolution shall not exceed 50% of the total number of issued shares in the capital of the Company; and

# Notice of Twenty-Third Annual General Meeting

---

- (ii) the aggregate number of shares and convertible securities issued other than on a pro rata basis to existing shareholders shall not exceed 20% of the total number of issued shares in the capital of the Company,

and for the purpose of this resolution, the percentage of issued share capital shall be based on the total number of issued shares in the capital of the Company at the time this resolution is passed after adjusting for new shares arising from the conversion or exercise of convertible securities or share options or vesting of shares awards which are outstanding or subsisting at the time this resolution is passed and any subsequent bonus issue, consolidation or subdivision of the Company's shares, and, unless revoked or varied by the Company in general meeting, such authority shall continue in force until the conclusion of the next annual general meeting of the Company or the date by which the next annual general meeting of the Company is required by law to be held, whichever is the earlier.  
[See Explanatory Note]

**[Resolution 6]**

- 7 To transact any other business that may be properly transacted at an Annual General Meeting.

**[Resolution 7]**

By Order of the Board

Alex Tan Pang Kee  
Chief Executive Officer/Director

Singapore  
5 April 2013

## **Explanatory Note :**

Resolution 6 is to authorise the Directors of the Company to allot and issue shares and convertible securities up to 50% of the total number of issued shares in the capital of the Company with an aggregate sub-limit of 20% of the total number of issued shares in the capital of the Company for any allotments and issues of shares and convertible securities not made on a pro rata basis to shareholders of the Company.

## **Proxies :**

A member entitled to attend and vote at the Annual General Meeting is entitled to appoint a proxy to attend and vote instead of him. A proxy need not be a member of the Company. The instrument appointing a proxy must be deposited at the registered office of the Company at 15 Tuas View Square, Singapore 637556, not less than 48 hours before the time appointed for the holding of the Annual General Meeting.

# MATEX INTERNATIONAL LIMITED

(Incorporated in the Republic of Singapore under the Companies Act, Cap. 50)  
Company Registration No. 198904222M

## PROXY FORM – ANNUAL GENERAL MEETING

### Important:

1. For investors who have used their CPF monies to buy the Company's shares, the Annual Report is forwarded to them at the request of their CPF Approved Nominees and is sent solely **FOR INFORMATION ONLY**.
2. This Proxy Form is not valid for use by CPF investors and shall be ineffective for all intents and purposes if used or purported to be used by them.
3. CPF investors who wish to attend the Annual General Meeting as OBSERVERS have to submit their requests through their respective Agent banks so that their Agent banks may register with the Company Secretary of the Company not less than 48 hours before the time appointed for holding the meeting.

I/We \_\_\_\_\_

of \_\_\_\_\_

being a member/members of MATEX INTERNATIONAL LIMITED hereby appoint

Name	Address	NRIC/Passport Number	Proportion of Shareholdings (%)

*and/or (delete as appropriate)*

--	--	--	--

as my/our proxy/proxies to attend and to vote for me/us on my/our behalf and, if necessary, to demand a poll, at the Annual General Meeting of MATEX INTERNATIONAL LIMITED to be held at 15 Tuas View Square Singapore 637556 on Tuesday, 23 April 2013 at 3.00 p.m. and at any adjournment thereof.

(Please indicate with an "X" in the spaces provided whether you wish your vote(s) to be cast for or against the Ordinary Resolutions as set out in the Notice of Annual General Meeting. In the absence of specific directions, the proxy/proxies will vote or abstain as he/they may think fit, as he/they will on any other matter arising at the Annual General Meeting.)

NO	ORDINARY RESOLUTIONS	FOR	AGAINST
	<u>Ordinary Business</u> :		
1.	Adoption of Reports and Accounts		
2.	Re-appointment of Dr Chua Geok Koon		
3.	Re-election of Dr Wang Kai Yuen		
4.	Approval of Directors' fees		
5.	Re-appointment of Auditors		
	<u>Special Business</u> :		
6.	Authority for Directors to issue shares and convertible securities pursuant to Section 161 of the Companies Act, Cap. 50		
7.	Any other ordinary business		

Dated this \_\_\_\_\_ day of \_\_\_\_\_ 2013.

Total Number of Shares Held :

--

\_\_\_\_\_  
Signature(s) of member(s) or Common Seal

**IMPORTANT :-  
PLEASE READ NOTES OVERLEAF**



**MATEX INTERNATIONAL LIMITED**  
**PROXY FORM**

Continuation Sheet 1

**Notes :-**

1. Please insert the total number of shares held by you. If you have shares entered against your name in the Depository Register (as defined in Section 130A of the Companies Act, Cap. 50), you should insert that number of shares. If you have shares registered in your name in the Register of Members of the Company, you should insert that number of shares. If you have shares entered against your name in the Depository Register and shares registered in your name in the Register of Members, you should insert the aggregate number of shares entered against your name in the Depository Register and registered in your name in the Register of Members. If no number is inserted, the instrument appointing a proxy or proxies shall be deemed to relate to all the shares held by you.
2. A member shall not be entitled to appoint more than two proxies to attend and vote at the Annual General Meeting, Provided that if a member shall nominate two proxies then the member shall specify the proportion of his shares to be represented by each such proxy, failing which the nomination shall be deemed to be alternative.
3. A proxy need not be a member of the Company.
4. The instrument appointing a proxy must be deposited at the registered office of the Company at 15 Tuas View Square, Singapore 637556, not less than forty-eight (48) hours before the time appointed for the holding of the Annual General Meeting.
5. The instrument appointing a proxy must be signed by the appointor or his attorney duly authorised in writing. Where the instrument appointing a proxy is given by a corporation, it must be executed either under its common seal or signed on its behalf by an attorney duly authorized in writing or a duly authorised officer of the corporation.
6. Where an instrument appointing a proxy is signed on behalf of the appointor by an attorney, the letter or power of attorney or a duly certified copy thereof must (failing previous registration with the Company) be lodged with the instrument of proxy, failing which the instrument may be treated as invalid.
7. A corporation which is a member may by a resolution of its directors or other governing body authorise such person as it thinks fit to act as its representative at the Annual General Meeting, in accordance with Section 179 of the Companies Act, Cap. 50.

**General:**

The Company shall be entitled to reject the instrument appointing a proxy or proxies if it is incomplete, improperly completed or illegible or where the true intentions of the appointor are not ascertainable from the instructions of the appointor specified in the instrument appointing a proxy or proxies. In addition, in the case of shares entered in the Depository Register, the Company may reject any instrument appointing a proxy or proxies lodged if the member, being the appointor, is not shown to have shares entered against his name in the Depository Register as at forty-eight (48) hours before the time appointed for the holding of the Annual General Meeting, as certified by The Central Depository (Pte) Limited to the Company.

# OUR GLOBAL PRESENCE





## **Matex International Limited**

15 Tuas View Square Singapore 637556

Tel: 65 6861 0028 Fax: 65 6861 0128

Email: [info@matex.com.sg](mailto:info@matex.com.sg)

Website: [www.matex.com.sg](http://www.matex.com.sg)